

Cal

**AFURE
JEMERIGBE**
HONORABLE
MENTION
ALL-PAC-12

**COURTNEY
RANGE**
HONORABLE
MENTION
ALL-PAC-12

**RESHANDA
GRAY**
FIRST-TEAM
ALL-PAC-12

**BRITTANY
BOYO**
FIRST-TEAM
ALL-PAC-12



WOMEN'S BASKETBALL

2014 POSTSEASON GUIDE





2013-14 CALIFORNIA GOLDEN BEAR WOMEN'S BASKETBALL

University of California Athletic Communications Office • 349 Haas Pavilion • Berkeley, Calif. 94720 • (510) 642-5363 • Fax: (510) 643-7778
Asst. Director (Women's Basketball): Miquel Jacobs • Cell: (510) 316-7401 • E-mail: jacobsm2@berkeley.edu

For release: March 20, 2014

Cal Earns 7 Seed, Travels to Waco To Face Fordham in NCAA's

SCHEDULE AND RESULTS

21-9 Overall | 13-5 Pac-12

11-4 Home | 8-3 Away | 2-2 Neutral

No. 24 AP | No. 21 ESPN/USA Today Coaches

NOVEMBER

1	Vanguard (Exh.)	W, 91-62
8	Long Beach State	W, 70-51
10	#2/2 Duke	L, 58-70
15	at George Washington	L, 72-75
17	at Georgetown	W, 67-52
24	Northwestern	W, 65-51
29	vs Wake Forest	W, 84-61
30	vs Idaho	W, 59-55

DECEMBER

7	Pacific	W, 68-66 (OT)
15	Bakersfield	W, 70-51
22	vs. #1/1 Connecticut (New York City)	L, 47-80
29	Lafayette	W, 77-60

JANUARY

3	Oregon State*	W, 72-63
5	Oregon*	W, 101-98 (OT)
10	at #17/18 Colorado*	W, 57-55
12	at Utah*	W, 68-59
17	at #19/24 Arizona State*	L, 59-68
20	at Arizona*	W, 79-54
24	USC*	L, 70-77
26	UCLA*	W, 69-53
30	at #4/4 Stanford*	L, 64-70

FEBRUARY

2	#4/4 Stanford*	L, 64-79
7	at Washington*	W, 70-65
9	at Washington State*	W, 87-70
14	Arizona*	W, 65-49
16	#15/21 Arizona State*	W, 74-63
21	at UCLA*	W, 77-72
23	at USC*	W, 76-67
27	Washington State*	W, 75-68 (OT)

MARCH

1	Washington*	L, 65-70
6	vs. Washington State#	L, 83-91
22	vs. Fordham \$	1 p.m.
24	vs. Baylor/Western Kentucky \$	6 p.m.

* Pacific-12 Conference match | All times PST

Pac-12 Tournament (Seattle, WA)

\$ NCAA First and Second Rounds (Waco, TX)

Home games played at Haas Pavilion



facebook

CalWBBall

@CalWBBall

twitter

@CalCoachG



GAME #31/#32 - NCAA FIRST/SECOND ROUNDS

[7] California (21-9) vs [10] Fordham (25-7)

Ferrell Center • Waco, Texas

Saturday, March 22 • 1 p.m. PT - NCAA First Round

Game 31 Winner vs [2] Baylor (29-4) / [15] Western Kentucky (24-8)

Ferrell Center • Waco, Texas

Monday, March 24 • 6 p.m. PT - NCAA Second Round

TV: ESPN2 (Pam Ward xpx, Carolyn Peck analyst)

BERKELEY - California earned its third consecutive NCAA Tournament bid under third-year head coach Lindsay Gottlieb and travels to Waco, Texas., where the seventh-seeded Golden Bears will face 10th-seed Fordham (25-7) in the NCAA First Round on Saturday, March 22. Baylor and Western Kentucky will face each other in the other first round matchup at the Ferrell Center with the winners of the two games meeting on Monday, March 24.

The Pac-12 runner-up earns its 10th NCAA Tournament appearance after putting together a 21-9 record to give Gottlieb 78 wins in her first three seasons in Berkeley - matching Joanne Boyle's 2007-10 years as the most wins over a three-year stretch in program history.

Saturday's game will be the first meeting between the Bears and Rams - a program that won the Atlantic 10 championship with a 63-51 win over Dayton. The Rams, making their second NCAA Tournament appearance (1994), are just six seasons removed from an 0-29 winless season in 2007-08.

A CALIFORNIA WIN IN FRIDAY'S FIRST ROUND WOULD:

* Mark the third straight year that Cal advances to the NCAA Second Round

* Mark win No. 79 in Gottlieb's nearly three-year tenure - surpassing the previous program-best 78 wins over a three-year stretch (by Joanne Boyle from 2007-10)

* Mark Lindsay Gottlieb 79th win in 101 games as the head coach at California (.782)

BEARS ON ACTIVE CAREER LEADERS LIST

Gennifer Brandon - 1198 Career Rebounds - No. 6 Active (Leader: Artemis Spanou 1557)

Gennifer Brandon - 9.6 Rebounds Per Game - No. 16 Active (Leader: Jillian Alleyne 13.9)

Brittany Boyd - 264 Career Steals - No. 18 Active - No. 1 Junior (Leader: Ki-Ki Moore 375)

Boyd is the only non-senior on the active Top 25 list for career steals

Brittany Boyd - 489 Career Assists - No. 24 Active - No. 5 Junior (Leader: Jamierra Faulkner 864)

Reshanda Gray - .557 Career FG% - No. 9 Active - No. 4 Junior (Leader: Markeisha Gatling .634)

Afure Jemerigbe - 133 Games Played - No. 20 Active (Leader: Stefanie Dolson 148)



CAL BEARS ROSTER NOTES

PROBABLE STARTERS

##	Name	Pos.	Ht.	Yr.	PPG	RPG	Notes
2	Afure Jemerigbe	G	6-0	Sr.	11.9	4.0	Improved clutch scorer her SR year
15	Brittany Boyd	G	5-9	Jr.	14.5	6.9	Nancy Lieberman Award finalist
30	Mikayla Lyles	G	5-8	Sr.	4.3	2.3	.390 from 3pt range since starting at STAN
21	Reshanda Gray	F	6-3	Jr.	17.6	9.1	Ranks 5th in NCAA w/ .604 FG%
40	Justine Hartman	F	6-2	Jr.	3.4	2.3	Physical presence in the post

OFF THE BENCH

5	Avigiel Cohen	G	6-0	Sr.	0.3	0.2	Good Works Team nominee
10	Mercedes Jefflo	G	5-10	Fr.	4.3	2.7	Defensive stalwart; good jump shot
11	Kyra Dunn	F	6-3	R-Jr.	1.1	1.1	8 blocks in 13 games as a Golden Bear
23	Brittany Shine	G	5-10	R-Jr.	1.5	0.2	Florida transfer provides depth at G
24	Courtney Range	G/F	6-3	Fr.	5.6	6.4	All-Pac-12/All-Freshman Hon. Mention
25	Gennifer Brandon	F	6-2	R-Sr.	8.3	8.2	7 Double-Doubles in last 13 games
44	KC Waters	F	6-2	Fr.	0.0	0.4	Ranked No. 54 overall by HoopGurlz

AP TOP 25 POLL

RK	TEAM	RECORD	LW
1.	Connecticut (36)	34-0	1
2.	Notre Dame	32-0	2
3.	Tennessee	27-5	4
4.	Louisville	30-4	3
5.	Baylor	29-4	7
6.	Stanford	29-3	6
7.	West Virginia	29-4	5
8.	South Carolina	27-4	8
9.	Duke	27-6	9
10.	Kentucky	24-8	10
11.	Maryland	24-6	11
12.	North Carolina	24-9	12
13.	Nebraska	25-6	13
14.	Penn State	22-7	14
15.	Texas A&M	24-8	15
16.	NC State	25-7	16
17.	Purdue	21-8	17
18.	Gonzaga	27-4	18
19.	Iowa	26-8	19
20.	Michigan State	22-9	20
21.	Oklahoma State	23-8	21
22.	Middle Tennessee	26-4	22
23.	DePaul	25-6	23
24.	California	21-9	24
25.	USC	22-12	RV

Others receiving votes: Chattanooga 48, Oregon State 37, Rutgers 8, Bowling Green 5, Marist 4, Brigham Young 3, James Madison 3, Arizona State 3, St. John's 2

Dropped from rankings: No. 25 Bowling Green

ESPN/USA TODAY COACHES POLL

RK	TEAM	RECORD	LW
1.	Connecticut (31)	33-0	1
2.	Notre Dame (1)	32-0	2
3.	Tennessee	27-5	6
4.	Louisville	30-3	4
5.	Stanford	29-3	3
6.	Baylor	28-4	9
7.	West Virginia	29-3	8
8.	South Carolina	27-4	7
9.	Maryland	24-6	5
10.	Duke	27-6	10
11.	Kentucky	24-8	13
12.	Nebraska	25-6	15
13.	North Carolina	24-9	12
14.	Texas A&M	24-8	14
15.	Penn State	22-7	11
16.	Gonzaga	27-4	19
17.	NC State	25-7	17
18.	Oklahoma State	23-8	18
19.	Purdue	21-8	16
20.	Middle Tennessee	26-4	22
21.	California	21-9	20
22.	DePaul	25-6	25
23.	Iowa State	20-10	21
24.	Michigan State	22-9	23
25.	Iowa	26-8	RV

Others receiving votes: Oregon State 46, USC 34, Dayton 31, Bowling Green 30, Brigham Young 27, Texas 17, Chattanooga 14, James Madison 12, Arizona State 10, St. John's 9, Georgia 8, LSU 6, South Florida 5, Fordham 5, Washington State 5, Princeton 2, Creighton 1, Marist 1

Dropped from rankings: No. 24 Dayton

CAL POLL PROGRESSION

	RECORD	AP	COACHES	RPI
Preseason	--	9	9	-
Nov 12	1-1	10	11	-
Nov 19	2-2	17	17	-
Nov 26	3-2	20	20	-
Dec 3	5-2	21	21	-
Dec 10	6-2	22	21	-
Dec 17	7-2	21	20	-
Dec 24	7-3	23	22	-
Dec 31	8-3	23	21	-
Jan 7	10-3	19	19	14
Jan 14	12-3	15	15	12
Jan 21	13-4	19	16	15
Jan 28	14-5	21	19	22
Feb 4	14-7	23	22	23
Feb 11	16-7	22	22	18
Feb 18	18-7	18	19	18
Feb 25	20-7	18	18	18
Mar 4	21-8	20	20	21
Mar 11	21-9	24	21	27
Mar 17	21-9	24	21	27

2013-14 CALIFORNIA GOLDEN BEARS

No.	Name	Pos.	Ht.	Yr.	Exp.	Hometown (Prev. School)
15	Brittany Boyd	G	5-9	JR	2V	Berkeley, Calif. (Berkeley)
25	Gennifer Brandon	F	6-2	R-SR	3V	Sylmar, Calif. (Chatsworth)
5	Avigiel Cohen	G	6-0	SR	2V	Ramat HaSharon, Israel (Rothberg)
11	Kyra Dunn	F	6-3	R-JR	TR	Sacramento, Calif. (Sacramento HS / University of Pittsburgh)
21	Reshanda Gray	F	6-3	JR	2V	Los Angeles, Calif. (Washington Prep)
40	Justine Hartman	F	6-2	JR	2V	Whittier, Calif. (Brea Olinda)
2	Afure Jemerigbe	G	6-0	SR	3V	Stockton, Calif. (St. Mary's)
10	Mercedes Jefflo	G	5-10	FR	HS	Compton, Calif. (Centennial Senior)
30	Mikayla Lyles	G	5-8	SR	3V	Pleasanton, Calif. (Bishop O'Dowd)
24	Courtney Range	G	6-3	FR	HS	Manteca, Calif. (Manteca)
23	Brittany Shine	G	5-10	R-JR	TR	Sacramento, Calif. (Sacramento HS / University of Florida)
44	KC Waters	F	6-2	FR	HS	San Ramon, Calif. (Bishop O'Dowd)

COACHES AND STAFF













Head Coach:	Lindsay Gottlieb, 3rd year (Brown, 1999)
Associate Head Coach:	Charmin Smith, 7th year (Stanford, 1997)
Assistant Coach:	Kai Felton, 3rd year (Randolph-Macon, 2000)
Assistant Coach:	Katy Steding, 2nd year (Stanford, 1990)

Director of Operations:	Jill Culbertson
Assistant Director of Operations:	Meagan Edwards
Operations Intern	Brian Cuatt
Video Coordinator:	Erik Williams
Athletic Trainer:	Nakiesha Brooks-Davis
Strength & Conditioning Coach:	Hank Behrens

PRONUNCIATION GUIDE

Avigiel Cohen AH-vuh-gale
Reshanda Gray reh-SHAWN-duh
Afure Jemerigbe ah-FOO-ray
..... GYM-er-IG-bee
Lindsay Gottlieb GOTT-leeb
Kai Felton KIE

GOLDEN BEAR SNAPSHOT

	2	AFURE JEMERIGBE		Sr. • G • 6-0 • Stockton, Calif.		2013-14 SEASON HIGH		CAREER HIGH
		MIN	PTS	RBS	AST	FG%	3FG%	FT%
		33.0	11.9	4.1	2.1	.353	.277	.785
	5	AVIGIEL COHEN		Jr. • G • 6-0 • Ramat HaSharon, Israel		2013-14 SEASON HIGH		CAREER HIGH
		MIN	PTS	RBS	AST	FG%	3FG%	FT%
		2.2	0.3	0.2	0.0	1.000	-	-
	10	MERCEDES JEFFLO		Fr. • G • 5-10 • Compton, Calif.		2013-14 SEASON HIGH		CAREER HIGH
		MIN	PTS	RBS	AST	FG%	3FG%	FT%
		20.0	4.3	2.7	1.3	.310	.225	.553
	11	KYRA DUNN		R-Jr. • F • 6-3 • Sacramento, Calif.		2013-14 SEASON HIGH		CAREER HIGH
		MIN	PTS	RBS	AST	FG%	3FG%	FT%
		5.9	1.1	1.1	0.1	.417	-	.500
	15	BRITTANY BOYD		Jr. • G • 5-9 • Berkeley, Calif.		2013-14 SEASON HIGH		CAREER HIGH
		MIN	PTS	RBS	AST	FG%	3FG%	FT%
		33.0	14.7	6.9	5.9	.381	.246	.632
	21	RESHANDA GRAY		Jr. • F • 6-3 • Los Angeles, Calif.		2013-14 SEASON HIGH		CAREER HIGH
		MIN	PTS	RBS	AST	FG%	3FG%	FT%
		30.1	17.6	9.0	0.7	.604	.000	.743
	23	BRITTANY SHINE		R-Jr. • G • 5-10 • Sacramento, Calif.		2013-14 SEASON HIGH		CAREER HIGH
		MIN	PTS	RBS	AST	FG%	3FG%	FT%
		4.5	1.6	0.2	0.3	.429	.333	.750
	24	COURTNEY RANGE		Fr. • G • 5-10 • Manteca, Calif.		2013-14 SEASON HIGH		CAREER HIGH
		MIN	PTS	RBS	AST	FG%	3FG%	FT%
		22.2	5.6	6.4	0.6	.340	.211	.600
	25	GENNIFER BRANDON		R-Sr. • F • 6-2 • Sylmar, Calif.		2013-14 SEASON HIGH		CAREER HIGH
		MIN	PTS	RBS	AST	FG%	3FG%	FT%
		22.2	8.3	8.3	0.2	.381	.333	.600
	30	MIKAYLA LYLES		Sr. • G • 5-8 • Pleasanton, Calif.		2013-14 SEASON HIGH		CAREER HIGH
		MIN	PTS	RBS	AST	FG%	3FG%	FT%
		17.2	4.3	2.3	0.9	.323	.337	.773
	40	JUSTINE HARTMAN		Jr. • F • 6-2 • Whittier, Calif.		2013-14 SEASON HIGH		CAREER HIGH
		MIN	PTS	RBS	AST	FG%	3FG%	FT%
		18.6	3.4	2.3	0.6	.390	-	.529
	44	KC WATERS		Fr. • F • 6-2 • Oakland, Calif.		2013-14 SEASON HIGH		CAREER HIGH
		MIN	PTS	RBS	AST	FG%	3FG%	FT%
		1.9	0.0	0.4	0.0	.000	-	-

Pts24, vs Washington (3/1/14) Same
Reb 7, (6x) last vs WSU (3/7/14)8, (2x) vs Georgia (4/1/13)
Ass7, at USC (2/23/14)Same
Blks2, (3x) last 7, at USC (2/23/14) 2, (7x) 7, at USC (2/23/14)
Steals 2, (8x) last vs WSU (3/7/14)5, vs UT Arlington (3/10/11)

Pts2, vs UConn (12/22/13)5, vs Oregon (2/22/13)
Reb 1, vs Lafayette (12/29/13) 2, (2x) vs Oregon (2/22/13)
AssN/A 1, (5x) last vs EWU (11/23/12)
Blks 1, vs LBSU (11/8/13)Same
Steals N/AN/A

Pts 14, at Georgetown (11/17/13)Same
Reb 11, vs Idaho (11/30/13)Same
Ass4, vs WSU (3/7/14)Same
Blks3, vs WSU (3/7/14)Same
Steals 7, vs LBSU (11/8/13)Same

Pts 6, vs Lafayette (12/29/13)11, (2x) last vs Prov. (1/28/12)
Reb 5, vs Lafayette (12/29/13)13, vs Loyola (11/18/11)
Ass 1, vs Lafayette (12/29/13) 3, (3x) last vs Mnt. St. Mary's (12/4/10)
Blks 2, (3x) last vs Oregon St. (1/3/14)6, vs Loyola (11/18/11)
Steals 1, vs Lafayette (12/29/13) 2, vs Loyola (11/18/11)

Pts 25, (2x) last at Stanford (1/30/14)28, at Duke (12/12/12)
Reb 14, vs WSU (2/27/14)Same
Ass 12, vs CSUB (12/15/13) 14, vs G'Town (11/24/12)
Blks 1, (4x) last vs WSU (3/7/14) 2, (2x) vs Fresno State (3/23/13)
Steals 9, at Georgetown (11/17/13)10, (2x) at UCLA (2/15/13)

Pts 43, vs WSU (2/27/14) Same
Reb 16, (2x) last vs Washington (3/1/14)Same
Ass 2, (5x) last vs Washington (3/1/14) 2, (7x) last vs Washington (3/1/14)
Blks3, vs WSU (3/7/14)4, vs Stanford (3/4/12)
Steals 2, (4x) last at WSU (2/9/14)2, (8x) last vs UCLA (1/26/14)

Pts 7, vs CSUB (12/15/13)28, vs Alabama St. (12/20/10)
Reb 2, vs Lafayette (12/29/13) 5, at USF (12/7/11)
Ass1, (3x) last vs Lafayette (12/29/13) 6, vs Alabama St. (12/20/10)
BlksN/A1, (3x) vs Kentucky (1/22/12)
Steals 1, vs CSUB (12/15/13)2, (2x) vs Hampton (11/22/11)

Pts 12, vs Oregon (1/5/14)Same
Reb 14, (2x) last at GWU (11/15/13)Same
Ass 2, (3x) last vs Oregon (1/5/14) Same
Blks3, (2x) last vs WFU (11/29/13)Same
Steals 2, vs Idaho (11/30/13)Same

Pts 20, vs WSU (3/7/14) 24, vs Ohio State (12/17/11)
Reb20, at WSU (2/9/14)26, vs USC (1/17/13)
Ass 1, (3x) last at WSU (2/9/14)3, at Stanford (1/28/12)
Blks 3, vs WSU (2/27/14)4, (3x) vs USC (3/8/13)
Steals3, at Utah (1/12/14)4, vs USC (3/8/13)

Pts 16, vs Stanford (2/2/14) 16, vs Stanford (2/2/14)
Reb 6, vs Duke (11/10/13) 7, (2x) at Stanford (1/13/13)
Ass 3, vs Duke (11/10/13)5, vs St. Mary's (11/15/12)
BlksN/A 1, vs CSU Bakersfield (12/3/11)
Steals 3, vs WFU (11/29/13) 3, (2x) last vs WFU (11/29/13)

Pts16, vs WFU (11/29/13) 17, vs Illinois (11/20/11)
Reb 6, vs Idaho (11/30/13)7, vs Stanford (3/4/12)
Ass 3, vs Colorado (1/10/14) 3, vs Colorado (1/10/14)
Blks 1, (5x) last vs Arizona (2/14/14)2, (4x) at USC (2/17/13)
Steals 1, (4x) last vs Arizona (2/14/14)1, (11x) last vs Arizona (2/14/14)

Pts N/AN/A
Reb 1, (4x) last vs Arizona (2/14/14)Same
AssN/AN/A
BlksN/AN/A
Steals N/AN/A

CALIFORNIA HEAD COACH LINDSAY GOTTLIEB



Many coaches struggle to find the right balance between success on the court and success in the classroom while empowering student-athletes to enjoy their experiences and letting their individual personalities shine. In two short years as the head coach at California, Lindsay Gottlieb has shown the ability to find the perfect balance in Berkeley by taking the program to unprecedented heights since being hired on April 25, 2011.

Since Gottlieb earned her first head coaching job in 2008-09, only eight coaches have taken their team to an NCAA Final Four appearance, with Gottlieb becoming the eighth coach after leading her 2012-13 California squad to a 32-4 record that included the program's first Pac-12 regular season championship as well as the first Elite Eight and Final Four bids in 40 years of California women's basketball. Doing so in her second season in Berkeley, Gottlieb became just the seventh coach in the country since 1990 to coach her team to the Final Four in her first two seasons at the helm of a program.

The 2012-13 season was a record-breaking season for the Golden Bears that culminated in Gottlieb being named a finalist for the prestigious Naismith National Coach of the Year award in addition to being named the Pac-12 Coach of the Year by the media after leading her team to a 17-1 conference record.


Earning praise for her ability to gameplan and make in-game adjustments, Gottlieb became just the fifth coach to win a Pac-12 title in her first two seasons as a head coach in the conference. She is the only active coach in the conference to lead her team to a road victory at Stanford's Maples Pavilion, a feat she accomplished with a 67-55 victory on January 13, 2013 that ended the Cardinal's 81-game conference winning streak and announced California's ascension into the conference and national championship discussions.

Gottlieb's Bears reeled off a program-record 15 consecutive wins to end the regular season and earn a No. 2 seed in the NCAA Tournament. In a run that surpassed the combined NCAA Tournament win total of all previous California head coaches, Gottlieb led her team to victories over Fresno State, South Florida, LSU and Georgia to reach the 2013 Final Four. She holds a career NCAA Tournament record of 5-3 in three appearances – once as the head coach at UC Santa Barbara and twice at California.

Leading teams to success in the postseason isn't her only specialty though. In her two seasons at California, Gottlieb has amassed a 57-14 record – another California-best that set a new mark for most wins in a two-year period in Berkeley. Already the first coach to win 20 games in her first season with the Bears, her program-record 32 wins in the 2012-13 season helped solidify her position as No. 3 all-time in the Pac-12 for winning percentage in all games as a Pac-12 coach (57-14, .803) and winning percentage in conference games as a Pac-12 coach (30-6, .833). The 32 wins also marked just the 12th time in conference history that a team surpassed the 30-win barrier, going down as the seventh-best single-season win total in Pac-12 history.

Utilizing an up-tempo, attractive brand of basketball, Gottlieb's approach has helped revitalize West Coast women's basketball with guard Layshia Clarendon thriving under Gottlieb's system en route to being selected No. 9 by the Indiana Fever in the 2013 WNBA Draft as the first player based on the West Coast to be selected. Clarendon twice earned All-America honors in two years playing under Gottlieb and was selected as the Pac-12 Scholar Athlete of the Year. In total at California, Gottlieb has coached players to three All-America seasons in two years with Clarendon earning honors in 2012 and 2013 in addition to Gennifer Brandon earning honors in 2013.

In her first season at the helm in Berkeley in 2011-12, Gottlieb took Cal back to the NCAA Tournament for the first time since 2009 with her Bears advancing to the NCAA Second Round. Gottlieb also led the Bears to a second place Pac-12 finish in her inaugural season, just the third time since joining the Pac-10 in its inaugural season (1985-86) that the Bears finished in second place and it was only the second time that Cal has finished with sole possession of second.



GOTTLIEB YEAR-BY-YEAR COLLEGIATE RECORD

YEAR	OVERALL	PCT.	CONF.	PCT.	FINISH	POSTSEASON
UC SANTA BARBARA						
2008-09*	22-10	.688	15-1	.938	1st	NCAA 1st Round
2009-10	15-17	.469	9-7	.563	5th	
2010-11	19-12	.613	12-4	.750	1st	WNIT 1st Round
TOTALS	56-39	.589	36-12	.750		1 NCAA, 1 WNIT
CALIFORNIA						
2011-12	25-10	.714	13-5	.722	2nd	NCAA 2nd Round
2012-13*	32-4	.889	17-1	.944	T-1st	NCAA Final Four
2013-14	21-9	.700	13-5	.722	-	-
TOTALS	78-23	.772	43-11	.796		2 NCAA
CAREER	134-62	.684	79-23	.775		3 NCAA, 1 WNIT

* denotes Conference Coach of the Year

LINDSAY GOTTLIEB FILE

HOMETOWN Scarsdale, N.Y.
 COLLEGE Brown, 1999
 Bachelor's of Arts, Political Science
 Syracuse, 2001
 Master's of Philosophy, Education

COACHING HISTORY


1999-01 Syracuse Assistant Coach
 2001-02 New Hampshire Assistant Coach
 2002-05 Richmond Assistant Coach
 2005-07 California Assistant Coach
 2007-08 California Associate Head Coach
 2008-11 UC Santa Barbara Head Coach
 2011-present California Head Coach

COACHING AWARDS AND ACCOLADES

- Three NCAA appearances, 1 WNIT appearance
- First coach at Cal to post 20 wins in first season
- One Pac-12 regular season title (California, 2013)
- Two Big West titles (UC Santa Barbara)
- 2009 Big West Coach of the Year
- 2013 Pac-12 Coach of the Year (Media)
- California single-season wins leader (30)
- 2013 Naismith National Coach of the Year Finalist

BROADCAST ROSTER

2



AFURE JEMERIGBE
6-0 • Senior • Guard
Stockton, Calif.

5



AVIGIEL COHEN
6-0 • Senior • Guard
Ramat HaSharon, Israel

10



MERCEDES JEFFLO
5-10 • Freshman • Guard
Compton, Calif.

11



KYRA DUNN
6-3 • Junior • Forward
Sacramento, Calif.

15



BRITTANY BOYD
5-9 • Junior • Guard
Berkeley, Calif.

21




RESHANDA GRAY
6-3 • Junior • Forward
Los Angeles, Calif.

23



BRITTANY SHINE
5-10 • Junior • Guard
Sacramento, Calif.

24



COURTNEY RANGE
6-3 • Freshman • Guard
Manteca, Calif.

25



GENNIFER BRANDON
6-2 • Senior • Forward
Sylmar, Calif.

30



MIKAYLA LYLES
5-8 • Senior • Guard
Pleasanton, Calif.

40



JUSTINE HARTMAN
6-2 • Junior • Forward
Whittier, Calif.

44



KC WATERS
6-2 • Freshman • Forward
San Ramon, Calif.



LINDSAY GOTTLIEB
Head Coach
3rd Year



CHARMIN SMITH
Associate Head Coach
7th Year



KAI FELTON
Assistant Coach
3rd Year



KATY STEDING
Assistant Coach
2nd Year



JILL CULBERTSON
Director of Operations
1st Year



MEAGAN EDWARDS
Asst. Director of Operations
2nd Year



BRIAN CUATT
Operations Intern
1st Year



ERIK WILLIAMS
Video Coordinator
3rd Year




NAKIESHA BROOKS-DAVIS
Athletic Trainer
1st Year



MIQUEL JACOBS
Athletic Communications
2nd Year

PLAYER PROFILES



15 Brittany Boyd • Jr. • Guard • 5-9 • Berkeley, Calif.

Season Highs

Points	25, (2x) last at Stanford (1/30/14)
Rebounds	14, vs Washington State (2/27/14)
Assists	12, vs Bakersfield (12/15/13)
Blocks	1, (4x) last vs WSU (3/7/14)
Steals	9, at Georgetown (11/17/13)
Minutes	45, vs Washington State (2/27/14)
Double-Doubles	3, vs Washington State (2/27/14)

Career Highs

Points	28, at Duke (12/2/12)
Rebounds	Same
Assists	14, vs Georgetown (11/24/12)
Blocks	2, (2x) last vs Fresno State (3/23/12)
Steals	10, (2x) last at UCLA (2/15/13)
Minutes	Same
Double-Doubles	10, vs Washington State (2/27/14)

- 2014 Nancy Lieberman Award Finalist
- 2014 All-Pac-12 Selection (Coaches & Media)
- 2014 Pac-12 All-Defensive Team Selection (Coaches & Media)
- 2014 College Sports Madness Fourth Team All-American
- 2014 College Sports Madness First Team All-Pac-12
- 2014 Wade Trophy Preseason & Midseason Candidate
- 2014 Naismith Trophy Preseason & Midseason Candidate
- 2014 Wooden Award Preseason & Midseason Candidate
- 2014 Dawn Staley Award Candidate
- 2013 All-Pac-12 Selection (Coaches & Media)
- 2013 Pac-12 All-Defensive Team Selection (Media)
- 2012 All-Pac-12 Honorable Mention Selection (Coaches)
- 2012 Pac-12 All-Freshman Team (Coaches & Media)
- 2012 Pac-12 All-Defensive Team Honorable Mention (Coaches)
- 2012 Pac-12 All-Tournament Team
- 2012 Full Court Freshman Second Team All-American

As a **JUNIOR** in 2013-14, selected by the coaches and media as a First Team All-Pac-12 and First Team All-Defensive Team selection...one of four players in the country named to the midseason lists for the Wade Trophy, Naismith Trophy, Wooden Award, Nancy Lieberman Award and the Dawn Staley Award...one of just three players in the country to average at least 14 points, 6 rebounds and 5 assists with her 14.5 points, 6.8 rebounds, 5.8 assists and 2.9 steals per game...became the 13th player in Pac-12 history and the second in California history to register a triple-double with her 13 points, 14 rebounds and 11 assists against Washington State (February 27)...leads the Pac-12 in steals and assists per game...the top rebounding guard in the Pac-12 with her 6.8 boards per game...ranks No. 12 in the NCAA in steals per game...the only junior on the NCAA's active career steals list where she ranks No. 17...has two games this season with double-figures in assists after dishing 12 against Bakersfield (December 15) and 11 against Washington State...has picked up at least five steals on four occasions, led by her nine steals at Georgetown (November 17) and seven against Oregon State (January 3)...scored a season-high 25 points against Oregon State and at Stanford (January 30)...registered three double-doubles on the year (George Washington, USC, Washington State)...her 14 rebounds against the Cougars were a career-high...before claiming her first career triple-double against Washington State, flirted with it on multiple occasions with 15 points, 8 rebounds and 8 assists against Idaho (November 30), 17 points, 13 rebounds and 8 assists against USC (January 24) and her 14 points, 9 rebound 9 assist game at Washington (February 7).

#15 Boyd, Brittany

Opponent	Date	gs	min	Total		3-Pointers		Free throws		Rebounds											
				fg-fga	pct	3fg-fga	pct	ft-fga	pct	off	def	tot	avg	pf	a	t/o	blk	stl	pts	avg	
LONG BEACH STATE	11/08/13	*	22	1-7	.143	0-2	.000	4-5	.800	0	7	7	7.0	3	4	2	0	4	6	6.0	
2/2 DUKE	11/10/13	*	35	4-12	.333	1-3	.333	4-7	.571	2	2	4	5.5	4	6	3	0	0	13	9.5	
at George Washington	11/15/13	*	39	6-17	.353	1-4	.250	4-7	.571	0	11	11	7.3	4	4	3	1	3	17	12.0	
at Georgetown	11/17/13	*	31	3-14	.214	0-4	.000	3-7	.429	1	5	6	7.0	2	6	3	0	9	9	11.3	
NORTHWESTERN	11/24/13	*	14	0-5	.000	0-1	.000	0-0	.000	0	3	3	6.2	5	2	1	0	1	0	9.0	
vs Wake Forest Demon De	11/29/13	*	27	4-9	.444	0-2	.000	5-12	.417	1	2	3	5.7	2	6	3	0	1	13	9.7	
vs Idaho Vandals	11/30/13	*	38	4-12	.333	1-6	.167	6-10	.600	0	8	8	6.0	2	8	3	0	1	15	10.4	
PACIFIC	12/7/13	*	32	7-10	.700	0-1	.000	2-5	.400	1	8	9	6.4	3	5	7	0	5	16	11.1	
BAKERSFIELD	12/15/13	*	30	2-8	.250	0-4	.000	2-4	.500	0	5	5	6.2	3	12	3	0	2	6	10.6	
vs UCONN	12/22/13	*	32	3-23	.130	0-1	.000	3-4	.750	2	5	7	6.3	3	5	6	0	6	9	10.4	
LAFAYETTE	12/29/13	*	29	5-10	.500	0-2	.000	3-3	1.000	1	2	3	6.0	2	7	5	0	4	13	10.6	
OREGON STATE	1/3/14	*	30	9-16	.563	3-4	.750	4-8	.500	0	7	7	6.1	4	2	2	0	7	25	11.8	
OREGON	1/5/14	*	25	6-10	.600	1-2	.500	4-6	.667	0	5	5	6.0	4	9	7	0	4	17	12.2	
at Colorado	1/10/14	*	34	6-18	.333	0-5	.000	1-2	.500	2	6	8	6.1	5	3	4	0	2	13	12.3	
at Utah	01/12/14	*	37	9-16	.563	0-1	.000	6-7	.857	1	6	7	6.2	3	4	2	0	3	24	13.1	
at Arizona State	01/17/14	*	29	5-13	.385	0-0	.000	1-1	1.000	2	4	6	6.2	5	2	5	0	1	11	12.9	
at Arizona	1/20/14	*	32	4-14	.286	1-4	.250	15-17	.882	1	4	5	6.1	4	7	3	0	4	24	13.6	
USC	1/24/14	*	35	4-14	.286	0-3	.000	9-15	.600	1	12	13	6.5	4	9	6	0	1	17	13.8	
UCLA	1/26/14	*	34	6-13	.462	0-2	.000	6-9	.667	1	4	5	6.4	3	6	4	0	3	18	14.0	
at Stanford	01/30/14	*	40	10-16	.625	2-2	1.000	3-5	.600	1	4	5	6.4	4	3	3	0	2	25	14.6	
#4/4 STANFORD	2/2/14	*	40	7-15	.467	1-3	.333	5-9	.556	2	4	6	6.3	4	6	4	0	2	20	14.8	
at Washington	02/07/14	*	40	5-10	.500	2-2	1.000	2-4	.500	0	9	9	6.5	3	9	3	1	3	14	14.8	
at Washington State	02/09/14	*	35	7-14	.500	2-3	.667	7-8	.875	3	5	8	6.5	5	2	0	3	23	15.1		
ARIZONA	2/14/14	*	25	3-11	.273	0-2	.000	1-2	.500	0	6	6	6.5	2	6	3	0	2	7	14.8	
15/21 ARIZONA STATE	2/16/14	*	38	7-17	.412	1-1	1.000	6-12	.500	2	6	8	6.6	3	6	4	0	3	21	15.0	
at UCLA	02/21/14	*	37	4-10	.400	1-3	.333	5-8	.625	0	6	6	6.5	3	6	6	0	4	14	15.0	
at USC	2/23/14	*	39	3-7	.429	0-1	.000	2-2	1.000	0	8	8	6.6	2	5	6	1	1	8	14.7	
WASHINGTON STATE	2/27/14	*	45	2-16	.125	0-1	.000	9-14	.643	2	12	14	6.9	2	11	3	0	1	13	14.7	
vs #7 Washington State	03/07/14	*	32	4-13	.308	1-3	.333	0-0	.000	1	4	5	6.8	5	4	3	1	1	9	14.5	
Totals			29	956	140-370	.378	18-72	.250	122-193	.632	27	170	197	6.8	98	168	109	4	83	420	14.5

Games played: 29
Minutes/game: 33.0
Points/game: 14.5
FG Pct: 37.8
3FG Pct: 25.0
FT Pct: 63.2

Rebounds/game: 6.8
Assists/game: 5.8
Turnovers/game: 3.8
Assist/turnover ratio: 1.5
Steals/game: 2.9
Blocks/game: 0.1



CAREER STATISTICS

Year	GP-GS	Min	Avg	FG	FGA	Pct	3FG	3FGA	Pct	FT	FTA	Pct	O-D-R	Avg	PF-FO	A	TO	Blk	Stl	Pts	Avg
2011-12	35-34	886	25.3	132	352	.375	9	55	.164	85	145	.586	34-103-137	3.9	103-5	168	136	7	89	358	10.2
2012-13	35-35	1056	30.2	150	402	.373	29	101	.287	109	180	.606	35-155-190	5.4	105-3	153	106	9	92	438	12.5
2013-14	29-29	956	33.0	140	370	.378	18	72	.250	122	193	.632	27-170-197	6.8	98-5	168	109	4	83	420	14.5
CAREER	99-98	2898	29.3	422	1124	.375	56	228	.246	316	518	.610	96-428-524	5.3	306-13	489	351	20	264	1216	12.3

PLAYER PROFILES



25 Jennifer Brandon • R-Sr. • Forward • 6-2 • Sylmar, Calif.

Season Highs

Points20, vs Washington State (3/7/14)
Rebounds20, at Washington State (2/9/14)
Assists.....1, (3x) last at Washington State (2/9/14)
Blocks3, vs Washington State (2/27/14)
Steals3, at Utah (1/12/14)
Minutes.....35, vs Washington State (2/27/14)
Double-Doubles.....7, last vs Washington State (3/7/14)

Career Highs

Points24, vs Ohio State (12/17/11)
Rebounds26, vs USC (1/7/13)
Assists.....3, at Stanford (1/28/12)
Blocks4, (2x) last at Oregon (2/3/13)
Steals4, vs USC (3/9/13)
Minutes.....42, vs USF (3/25/13)
Double-Doubles.....41, last vs Washington State (3/7/14)

- 2014 Wade Trophy Watch List
- 2014 Naismith Trophy Watch List
- 2014 Senior CLASS Award Candidate
- 2013 WBCA All-Region
- 2013 All-Pac-12 Selection (Coaches)
- 2013 All-Pac-12 Selection (Media)
- 2013 Wade Watch List Midseason Selection
- 2013 Ann Meyers Drysdale Award Candidate
- 2013 espnW National Player of the Week (Jan. 21)
- 2013 Pac-12 Single-Game Rebounding Record (26)
- 2012 All-Pac-12 Selection (Coaches)
- 2012 All-Pac-12 Selection (Media)
- 2012 Pac-12 All-Defensive Team Selection (Coaches)
- 2012 California Single-Season Rebounding Record (346)
- 2010 Pac-10 All-Defensive Team Selection (Coaches)
- 2010 Pac-10 All-Freshman Team (Media)

As a **REDSHIRT SENIOR** in 2013-14, a Wade Trophy and Naismith Trophy preseason watch list selection...had surgery in the offseason to repair a recurrent right tibial stress fracture...missed 10 of the first 12 games of the season...made her final return to action against Oregon (January 5), putting up nine points and eight rebounds in 22 minutes....hit her 1,000th career point in the game against Oregon, making her one of four players in program history to reach the 1,000-point, 1,000-rebound mark...pulled down double-doubles in seven of 20 games played...had a commanding 20-rebound game at Washington State (February 9) to go with 13 points...became the California all-time leading rebounder in that game...had a streak of four double-doubles in five games to spark a seven-game winning streak for Cal...scored a season-high 20 points against Washington State in the Pac-12 Tournament quarterfinal to go with 10 rebounds...averaging 8.3 points and 8.3 rebounds per game in just 22.2 minutes of action per contest.

#25 Brandon, Jennifer

Opponent	Date	gs	min	Total		3-Pointers		Free throws		Rebounds										
				fg-fga	pct	3fg-fga	pct	ft-fga	pct	off	def	tot	avg	pf	a	t/o	blk	stl	pts	avg
LONG BEACH STATE	11/08/13	13	3-7	.429	0-1	.000	0-0	.000	1	1	2	2.0	2	0	0	2	1	6	6.0	
2/2 DUKE	11/10/13	9	0-3	.000	0-0	.000	0-0	.000	1	1	2	2.0	1	0	0	0	0	0	3.0	
OREGON	1/5/14	22	3-10	.300	0-0	.000	3-6	.500	4	4	8	4.0	1	1	1	0	0	9	5.0	
at Colorado	1/10/14	9	2-7	.286	0-0	.000	2-3	.667	3	2	5	4.3	1	0	3	0	2	6	5.3	
at Utah	01/12/14	20	2-7	.286	0-0	.000	0-1	.000	1	4	5	4.4	2	0	0	2	3	4	5.0	
at Arizona State	01/17/14	23	1-3	.333	0-0	.000	2-4	.500	3	7	10	5.3	1	0	0	1	1	4	4.8	
at Arizona	1/20/14	19	3-5	.600	0-0	.000	0-0	.000	0	3	3	5.0	3	0	1	0	2	6	5.0	
USC	1/24/14	23	4-9	.444	0-0	.000	3-4	.750	3	8	11	5.8	3	0	0	0	1	11	5.8	
UCLA	1/26/14	16	2-5	.400	0-0	.000	4-4	1.000	2	2	4	5.6	2	0	2	0	0	8	6.0	
at Stanford	01/30/14	25	4-10	.400	1-1	1.000	1-2	.500	4	6	10	6.0	3	0	1	0	0	10	6.4	
#4/4 STANFORD	2/2/14	24	1-7	.143	0-1	.000	2-4	.500	2	4	6	6.0	4	0	0	0	0	4	6.2	
at Washington	02/07/14	27	4-11	.364	0-0	.000	2-3	.667	3	9	12	6.5	1	1	1	0	1	10	6.5	
at Washington State	02/09/14	32	6-16	.375	0-0	.000	1-3	.333	9	11	20	7.5	2	1	4	0	0	13	7.0	
ARIZONA	2/14/14	22	3-5	.600	0-0	.000	4-6	.667	4	5	9	7.6	1	0	3	0	0	10	7.2	
15/21 ARIZONA STATE	2/16/14	29	5-9	.556	0-0	.000	5-5	1.000	4	10	14	8.1	3	0	1	2	0	15	7.7	
at UCLA	02/21/14	32	6-9	.667	0-0	.000	2-8	.250	6	5	11	8.3	1	0	1	0	0	14	8.1	
at USC	2/23/14	24	4-8	.500	0-0	.000	1-3	.333	4	2	6	8.1	2	0	0	0	0	9	8.2	
WASHINGTON STATE	2/27/14	35	0-9	.000	0-0	.000	4-6	.667	6	7	13	8.4	2	0	1	3	0	4	7.9	
WASHINGTON	3/1/14	16	1-8	.125	0-0	.000	0-0	.000	3	2	5	8.2	0	0	3	0	0	2	7.6	
vs #7 Washington State	03/07/14	24	7-12	.583	0-0	.000	6-8	.750	3	7	10	8.3	3	0	2	0	0	20	8.3	
Totals		0	444	61-160	.381	1-3	.333	42-70	.600	66	100	166	8.3	38	3	24	10	11	165	8.3

Games played: 20
Minutes/game: 22.2
Points/game: 8.3
FG Pct: 38.1
3FG Pct: 33.3
FT Pct: 60.0

Rebounds/game: 8.3
Assists/game: 0.2
Turnovers/game: 1.2
Assist/turnover ratio: 0.1
Steals/game: 0.6
Blocks/game: 0.5

CAREER STATISTICS

Year	GP-GS	Min	Avg	FG	FGA	Pct	3FG	3FGA	Pct	FT	FTA	Pct	O-D-R	Avg	PF-FO	A	TO	Blk	Stl	Pts	Avg
2009-10	35-8	773	22.1	95	219	.434	0	0	.000	61	90	.678	110-187-297	8.5	52-0	18	59	33	19	251	7.2
2010-11	-	-	-	-	-	-	-	-	-	-	-	-	-	-	-	-	-	-	-	-	-
2011-12	35-22	850	24.3	118	287	.411	1	2	.500	73	125	.584	124-222-346	9.9	47-0	23	59	29	28	310	8.9
2012-13	35-35	1008	28.8	170	379	.449	0	1	.000	89	142	.627	151-238-389	11.1	53-0	19	59	29	40	429	12.3
2013-14	20-0	444	22.2	61	160	.381	1	3	.333	42	70	.600	66-100-166	8.3	38-0	3	24	10	11	165	8.3
CAREER	125-66	3075	24.6	444	1045	.425	2	6	.333	265	427	.621	451-747-1198	9.6	190-0	63	201	101	98	1155	9.2

PLAYER PROFILES



5 Avigiel Cohen • Sr. • Guard • 6-0 • Ramat Hasharon, Israel

Season Highs

Points	2, vs UConn (12/22/13)	Career Highs	5, vs Oregon (2/22/13)
Rebounds	1, vs Lafayette (12/29/13)		2, (2x) last vs Oregon (2/22/13)
Assists.....	-		1, (5x) last vs Eastern Washington (11/23/12)
Blocks	1, vs LBSU (11/8/13)		Same
Steals	-		-
Minutes.....	3, vs Lafayette (12/29/13)		10, vs Lehigh (11/9/12)
Double-Doubles.....	-		-

As a **SENIOR** in 2013-14, a Good Works Team candidate ... has played in six games with two points scored against top-ranked Connecticut at the Maggie Dixon Classic.

As a **JUNIOR** in 2012-13, competed in 11 games ... ACL surgery her freshman year ... scored a career-high five points against Oregon ... went 1-for-1 from the field against George Washington for three points.

As a **SOPHOMORE** in 2011-12, scored her first career points, making a field goal in her third game of the season against CSU Bakersfield...appeared in eight games, averaging 3.4 minutes in those appearances.

Did not play as a **FRESHMAN** in 2010-11 after undergoing surgery to her ACL ... was a member of the Israel National Team from 2006-09 ... served as team captain in 2008...in 2008, was the MVP of the U16 Israeli League and a member of the all-star team ... played in the European Championships for the Israeli U18 team.

#05 Cohen, Avigiel

Opponent	Date	gs	min	Total		3-Pointers		Free throws		Rebounds					pf	a	t/o	blk	stl	pts	avg
				fg-fga	pct	3fg-fga	pct	ft-fa	pct	off	def	tot	avg								
LONG BEACH STATE	11/08/13	2	0-0	.000	0-0	.000	0-0	.000	0-0	.000	0	0	0	0	0	1	0	1	0	0	0.0
NORTHWESTERN	11/24/13	2	0-0	.000	0-0	.000	0-0	.000	0-0	.000	0	0	0	0	0	0	0	0	0	0	0.0
vs Wake Forest Demon De	11/29/13	2	0-0	.000	0-0	.000	0-0	.000	0-0	.000	0	0	0	0	0	1	0	0	0	0	0.0
vs UCONN	12/22/13	2	1-1	1.000	0-0	.000	0-0	.000	0-0	.000	0	0	0	0	0	0	0	0	0	2	0.5
LAFAYETTE	12/29/13	3	0-0	.000	0-0	.000	0-0	.000	0-0	.000	0	1	1	0.2	0	1	0	0	0	0	0.4
ARIZONA	2/14/14	2	0-0	.000	0-0	.000	0-0	.000	0-0	.000	0	0	0	0.2	0	0	2	0	0	0	0.3
Totals		0	13	1-1	1.000	0-0	.000	0-0	.000	0	1	1	0.2	1	0	4	1	0	2	0.3	

Games played: 6
Minutes/game: 2.2
Points/game: 0.3
FG Pct: 100.0

Rebounds/game: 0.2
Turnovers/game: 0.7
Blocks/game: 0.2

CAREER STATISTICS

Year	GP-GS	Min	Avg	FG	FGA	Pct	3FG	3FGA	Pct	FT	FTA	Pct	O-D-R	Avg	PF-FO	A	TO	Blk	Stl	Pts	Avg
2010-11	0-0	-	-	-	-	-	-	-	-	DNP - ACL Surgery	-	-	-	-	-	-	-	-	-	-	-
2011-12	8-0	27	3.4	1	5	.200	0	4	.000	2	3	.667	0-2-2	0.3	1-0	3	8	0	0	4	0.5
2012-13	11-0	49	4.5	2	8	.250	2	6	.333	2	4	.500	0-2-2	0.2	2-0	3	2	0	0	8	0.7
2013-14	6-0	13	2.2	1	1	1.000	0	0	.000	0	0	.000	0-1-1	0.2	1-0	0	4	1	0	2	0.3
CAREER	25-0	89	3.6	4	14	.286	2	10	.200	4	7	.571	0-5-5	0.2	4-0	6	14	1	0	14	0.6

PLAYER PROFILES



11 Kyra Dunn • R-Jr. • Forward • 6-3 • Sacramento, Calif.

Season Highs

Points6, vs Lafayette (12/29/13)11, (2x) last vs Providence (1/28/12)
Rebounds5, vs Lafayette (12/29/13)13, vs Loyola (11/18/11)
Assists1, vs Lafayette (12/29/13)3, (2x) last vs Mount St. Mary's (12/4/10)
Blocks2 (3x), last vs Oregon State (1/3/14)6, vs Loyola (11/18/11)
Steals1, vs Lafayette (12/29/13)2, vs Loyola (11/18/11)
Minutes21, vs Lafayette (12/29/13)37, vs Loyola (11/18/11)
Double-Doubles1, vs Loyola (11/18/11)

Career Highs

As a **JUNIOR** in 2013-14, became eligible for the Bears after the first semester due to NCAA transfer rules ... played her first game against top-ranked UConn, scoring four points to go with three rebounds and two blocked shots ... blocked at least two shots in each of her first four games as a Golden Bear ... had California-highs of six points and five rebounds against Lafayette ... averages 1.1 points and 1.1 rebounds per game.

In 2012-13, a sat out due to NCAA transfer rules after transferring from Pittsburgh.

Pittsburgh Career ... as a **SOPHOMORE** in 2011-12 ... Appeared in 30 games with 21 starts, averaging 22.0 minutes per game ... registered 5.0 points and 5.6 rebounds per game ... led the team with 36 blocks ... one of four players who played in every game during the 2011-12 season ... started first 13 consecutive games of the season and seven of the last eight games ... had two or more blocks in nine games and three or more in five contests... shot 29-of-54 (.537) from the field over the season's final 15 games ... paced squad in double-doubles with three ... tied for team lead with seven double-digit rebounding games ... led the team in blocked shots in 16 games, posting two or more blocks in nine games ... scored a career-high 11 points at Providence on Jan. 28, adding 10 rebounds ... also tallied 11 points versus Valparaiso on Dec. 10 ... grabbed career-best 13 rebounds versus Loyola on Nov. 18 ... also recorded a Petersen Events Center record six blocks versus Loyola... registered first career double-double against Loyola (10 points, 13 rebounds) ... had five offensive boards in four separate games, most offensive boards in a single game by a returning player.

As a **FRESHMAN** in 2010-11 ... Played in 27 games on the year, averaging 9.3 minutes per contest ... led the team in field goal percentage (.556) ... averaged 1.6 points and 2.3 rebounds ... scored the first point of her career in season opener against Youngstown State on Nov. 12 ... notched a career-high 10 points versus UT Arlington on Dec. 20 ... tallied a career-high 10 rebounds against Notre Dame on Jan. 15 ... corralled four or more rebounds in seven games ... played a career high 22 minutes, added eight rebounds and a career-high three assists against Mount St. Mary's on Dec. 4.

#11 Dunn, Kyra

Opponent	Date	gs	min	Total		3-Pointers		Free throws		Rebounds				pf	a	t/o	blk	stl	pts	avg
				fg-fga	pct	3fg-fga	pct	ft-fa	pct	off	def	tot	avg							
vs UCONN	12/22/13	17	2-2	1,000	0-0	.000	0-2	.000	1	2	3	3.0	2	0	1	2	0	4	4.0	
LAFAYETTE	12/29/13	21	2-4	.500	0-0	.000	2-4	.500	2	3	5	4.0	3	1	2	2	1	6	5.0	
OREGON STATE	1/3/14	7	0-1	.000	0-0	.000	0-0	.000	0	0	0	2.7	0	0	1	2	0	0	3.3	
OREGON	1/5/14	5	1-2	.500	0-0	.000	0-0	.000	0	2	2	2.5	0	0	0	1	0	2	3.0	
at Colorado	1/10/14	6	0-0	.000	0-0	.000	0-0	.000	0	0	0	2.0	2	0	0	0	0	0	2.4	
at Utah	01/12/14	2	0-1	.000	0-0	.000	0-0	.000	1	0	1	1.8	0	0	0	0	0	0	2.0	
at Arizona State	01/17/14	1	0-0	.000	0-0	.000	0-0	.000	0	0	0	1.6	1	0	2	0	0	0	1.7	
at Arizona	1/20/14	7	0-1	.000	0-0	.000	0-0	.000	0	0	0	1.4	0	0	1	1	0	0	1.5	
UCLA	1/26/14	2	0-0	.000	0-0	.000	0-0	.000	0	0	0	1.2	0	0	0	0	0	0	1.3	
at Stanford	01/30/14	0	0-0	.000	0-0	.000	0-0	.000	0	0	0	1.1	0	0	0	0	0	0	1.2	
at Washington State	02/09/14	1	0-0	.000	0-0	.000	0-0	.000	0	0	0	1.0	0	0	0	0	0	0	1.1	
ARIZONA	2/14/14	7	0-1	.000	0-0	.000	2-2	1,000	2	1	3	1.2	1	0	0	0	0	2	1.2	
at USC	2/23/14	1	0-0	.000	0-0	.000	0-0	.000	0	0	0	1.1	0	0	0	0	0	0	1.1	
Totals		0	77	5-12	.417	0-0	.000	4-8	.500	6	8	14	1.1	9	1	7	8	1	14	1.1


Games played: 13
Minutes/game: 5.9
Points/game: 1.1
FG Pct: 41.7
FT Pct: 50.0

Rebounds/game: 1.1
Assists/game: 0.1
Turnovers/game: 0.5
Assist/turnover ratio: 0.1
Steals/game: 0.1
Blocks/game: 0.6

CAREER STATISTICS

Year	GP-GS	Min	Avg	FG	FGA	Pct	3FG	3FGA	Pct	FT	FTA	Pct	O-D-R	Avg	PF-FO	A	TO	Blk	Stl	Pts	Avg
2010-11 (Pitt)	27-0	251	9.3	15	27	.556	0	0	.000	13	26	.500	18-45-63	2.3	24-0	10	22	21	2	43	1.6
2011-12 (Pitt)	30-21	659	22.0	57	126	.452	0	0	.000	37	63	.587	64-105-169	5.6	56-1	19	44	36	20	151	5.0
2012-13	13-0	77	5.9	5	12	.417	0	0	.000	4	8	.500	6-8-14	1.1	9-0	1	7	8	1	14	1.1
CAREER	70-21	987	14.1	77	165	.467	0	0	.000	54	97	.557	88-158-246	3.5	89-1	30	73	65	23	208	3.0

PLAYER PROFILES



21 Reshanda Gray • Jr. • Forward • 6-3 • Los Angeles, Calif.

Season Highs

Points	43, vs Washington State (2/27/14)	Career Highs	Same
Rebounds	16, (2x) last vs Washington (3/1/14)	Same	Same
Assists.....	2, (5x) last vs Washington (3/1/14)	2, (7x) last vs Washington (3/1/14)	
Blocks	3, vs Washington State (3/7/14)	4, vs Stanford (3/4/12)	
Steals	2, (4x) last at Washington State (2/9/14)	2, (9x) last at Washington State (2/9/14)	
Minutes.....	42, vs Washington State (2/27/14)	Same	Same
Double-Doubles.....	15, last vs Washington (3/1/14)	19, last vs Washington (3/1/14)	

- 2014 All-Pac-12 Selection (Coaches & Media)
- 2012 Pac-12 All-Freshman Team (Coaches & Media)
- 2012 Full Court Freshman Second Team All-American

As a **JUNIOR** in 2013-14, selected by the coaches and media as a First Team All-Pac-12 ... scored a career-high 43 points against Washington State (February 27) - four shy of the program record for single-game points ... her 43 points are the most by a player in the Pac-12 this season and second-most by a post player in the country ... ranks fifth in the NCAA with her .604 field goal percentage ... put up 15 double-doubles, including eight straight to end the regular season ... California's leading scorer and rebounder at 17.6 points per game and 9.0 rebounds per game ... became the 26th Golden Bear to pass the 1,000-point threshold with her 24-point outing at Washington State (February 9) ... pulled down a career-high 16 rebounds on two occasions, first against Washington State (February 27) and then again two days later against Washington (March 1) ... named the Pac-12 Player of the Week on February 10 after averaging 22 points and 11 rebounds in wins at Washington and Washington State.

As a **SOPHOMORE** in 2012-13, averaged 8.3 points and 5.2 rebounds in less than 20 minutes played per game ... in her lone start against Utah, put up 19 points and 8 rebounds before injuring her hamstring, causing her to miss Cal's next three games ... efficient scorer in the post ... scored a season high 22 points against Cal Poly behind a 10-for-14 effort from the free throw line ... went scoreless but was noted for her defense on Stanford All-American Chiney Ogwumike in Cal's 67-55 win at No. 5 Stanford on January 13 ... Flirted with double doubles against St. Mary's (11 points, 9 rebounds), Bakersfield (12 points, 8 rebounds), No. 19 Kansas (13 points, 7 rebounds), Stanford (8 points, 8 rebounds), USC (9 points, 9 rebounds) and Georgia (8 points, 11 rebounds) ... 11-rebound effort against Georgia in the NCAA Elite Eight was a season high ... won a gold medal competing for the United States at the World University Games in Kazan, Russia, where she led the USA with a .846 (11-of-13) shooting percentage over 6 games.

As a **FRESHMAN** in 2011-12, was a member of the Pac-12 All-Freshman team...Pac-12 Media All-Freshman team...Full Court Freshman All-American Second Team...second on the team in scoring, averaging 10.5 ppg...third on the team in rebounding at 6.0 rpg...was named the MVP of the Cal Classic, scoring a combined 36 points with 14 rebounds...scored 29 points with 22 rebounds in the Pac-12 Tournament, nearly coming up with a double double (9 pts, 8 rebounds) going up against the Ogwumike sisters in the championship game against Stanford...scored 14 points with six rebounds in the NCAA Tournament first round game against Iowa...scored 15 points in the second round game against Notre Dame.

#21 Gray, Reshanda

Opponent	Date	gs	min	Total		3-Pointers		Free throws		Rebounds											
				fg-fga	pct	3fg-fga	pct	ft-fga	pct	off	def	tot	avg	pf	a	t/o	blk	stl	pts	avg	
LONG BEACH STATE	11/08/13	*	30	5-8	.625	0-0	.000	0-0	.000	4	7	11	11.0	2	0	2	0	0	10	10.0	
2/2 DUKE	11/10/13	*	29	4-6	.667	0-0	.000	2-2	1.000	2	3	5	8.0	4	0	3	0	1	10	10.0	
at George Washington	11/15/13	*	40	10-14	.714	0-1	.000	4-6	.667	6	2	8	8.0	2	0	4	1	0	24	14.7	
at Georgetown	11/17/13	*	24	6-8	.750	0-0	.000	3-4	.750	2	2	4	7.0	5	1	1	1	0	15	14.8	
NORTHWESTERN	11/24/13	*	34	9-13	.692	0-0	.000	5-6	.833	4	6	10	7.6	3	1	4	0	2	23	16.4	
vs Wake Forest Demon De	11/29/13	*	21	5-5	1.000	0-0	.000	2-2	1.000	1	3	4	7.0	4	1	2	0	1	12	15.7	
vs Idaho Vandals	11/30/13	*	24	5-10	.500	0-0	.000	2-3	.667	2	1	3	6.4	4	0	4	0	1	12	15.1	
PACIFIC	12/7/13	*	29	7-13	.538	0-0	.000	9-12	.750	8	3	11	7.0	4	0	1	0	0	23	16.1	
BAKERSFIELD	12/15/13	*	30	6-11	.545	0-0	.000	2-3	.667	0	5	5	6.8	2	0	3	0	1	14	15.9	
vs UCONN	12/22/13	*	22	3-8	.375	0-0	.000	2-2	1.000	3	1	4	6.5	4	1	3	2	1	8	15.1	
LAFAYETTE	12/29/13	*	27	6-9	.667	0-0	.000	8-13	.615	3	5	8	6.6	2	0	2	0	0	20	15.5	
OREGON STATE	1/3/14	*	38	5-12	.417	0-0	.000	4-7	.571	2	6	8	6.8	4	0	4	0	0	14	15.4	
OREGON	1/5/14	*	38	12-19	.632	0-0	.000	9-13	.692	5	8	13	7.2	5	2	4	0	1	33	16.8	
at Colorado	1/10/14	*	22	6-8	.750	0-0	.000	3-3	1.000	0	4	4	7.0	4	0	4	0	2	15	16.6	
at Utah	01/12/14	*	28	7-15	.467	0-1	.000	1-1	1.000	5	2	7	7.0	4	1	3	0	0	15	16.5	
at Arizona State	01/17/14	*	28	5-12	.417	0-0	.000	6-7	.857	4	6	10	7.2	4	0	1	0	1	16	16.5	
at Arizona	1/20/14	*	29	7-9	.778	0-0	.000	6-8	.750	2	10	12	7.5	1	0	1	0	0	20	16.7	
USC	1/24/14	*	30	5-11	.455	0-0	.000	3-5	.600	6	2	8	7.5	4	0	1	0	1	13	16.5	
UCLA	1/26/14	*	38	12-18	.667	0-0	.000	8-9	.889	6	9	15	7.9	2	1	2	0	2	32	17.3	
at Stanford	01/30/14	*	14	0-3	.000	0-0	.000	0-0	.000	2	3	5	7.8	2	0	1	0	0	0	16.5	
#4/4 STANFORD	2/2/14	*	25	3-6	.500	0-0	.000	1-1	1.000	2	3	5	7.6	5	2	2	0	1	7	16.0	
at Washington	02/07/14	*	32	9-16	.563	0-0	.000	2-4	.500	2	10	12	7.8	2	2	4	0	0	20	16.2	
at Washington State	02/09/14	*	36	7-14	.500	0-0	.000	10-13	.769	3	7	10	7.9	3	0	3	0	2	24	16.5	
ARIZONA	2/14/14	*	26	7-10	.700	0-0	.000	2-2	1.000	4	7	11	8.0	4	2	1	1	0	16	16.5	
15/21 ARIZONA STATE	2/16/14	*	29	5-8	.625	0-0	.000	1-2	.500	3	9	12	8.2	4	0	4	1	1	11	16.3	
at UCLA	02/21/14	*	40	3-10	.300	0-0	.000	7-8	.875	5	10	15	8.5	3	2	3	0	0	13	16.2	
at USC	2/23/14	*	26	10-14	.714	0-0	.000	2-2	1.000	2	9	11	8.6	3	2	0	1	1	22	16.4	
WASHINGTON STATE	2/27/14	*	42	17-20	.850	0-0	.000	9-14	.643	5	11	16	8.8	2	0	3	2	1	43	17.3	
WASHINGTON	3/1/14	*	38	5-6	.833	0-0	.000	6-9	.667	3	13	16	9.1	2	2	1	0	0	16	17.3	
vs #7 Washington State	03/07/14	*	34	9-15	.600	0-0	.000	8-10	.800	5	1	6	9.0	4	1	2	3	0	26	17.6	
Totals			30	903	200-331	.604	0-2	.000	127-171	.743	101	168	269	9.0	98	21	73	12	20	527	17.6

Games played: 30
Minutes/game: 30.1
Points/game: 17.6
FG Pct: 60.4
3FG Pct: 0.0
FT Pct: 74.3

Rebounds/game: 9.0
Assists/game: 0.7
Turnovers/game: 2.4
Assist/turnover ratio: 0.3
Steals/game: 0.7
Blocks/game: 0.4

CAREER STATISTICS

Year	GP-GS	Min	Avg	FG	FGA	Pct	3FG	3FGA	Pct	FT	FTA	Pct	O-D-R	Avg	PF-FO	A	TO	Blk	Stl	Pts	Avg
2011-12	35-13	681	19.5	131	246	.533	1	1	1.000	104	153	.680	78-132-210	6.0	114-5	10	59	18	13	367	10.5
2012-13	33-1	654	19.8	101	198	.510	0	0	.000	71	109	.651	70-101-171	5.2	103-2	7	43	11	16	273	8.3
2013-14	30-30	903	30.1	200	331	.604	0	2	.000	127	171	.743	101-168-269	9.0	98-3	21	73	12	20	527	17.6
CAREER	98-44	2238	22.8	432	775	.557	1	3	.333	302	433	.697	249-401-650	6.6	315-10	38	175	41	49	1167	11.9

PLAYER PROFILES

40 Justine Hartman • Jr. • Forward • 6-2 • Whittier, Calif.



Season Highs

Points 16, vs Wake Forest (11/29/13)
Rebounds 6, vs Idaho (11/30/13)
Assists 3, vs Colorado (1/10/14)
Blocks 1, (7x) last vs Arizona (2/14/14)
Steals 1, (4x) last vs Arizona (2/14/14)
Minutes 27, vs Wake Forest (11/29/13)
Double-Doubles..... -

Career Highs

Points 17, vs Illinois (11/20/11)
Rebounds 7, vs Stanford (3/4/12)
Assists 3, vs Colorado (1/10/14)
Blocks 2, (4x) last at USC (2/17/13)
Steals 1, (11x) last vs Arizona (2/14/14)
Minutes 31, at Oregon State (2/3/13)
Double-Doubles..... -

As a **JUNIOR** in 2013-14, has started 22 of 27 games and averages 3.4 points and 2.3 rebounds per game ... scored a season-best 16 points against Wake Forest in the Nugget Classic in Reno (November 29) ... pulled down a season-high six rebounds in the Nugget Classic championship game against Idaho (November 30) ... missed three games due to a concussion in the non-conference portion of the season ... blocked seven shots on the year.

As a **SOPHOMORE** in 2012-13, averaged 2.7 points and 1.5 rebounds in 26 games ... put up a season best 12 points on 4-for-6 shooting and 4-for-4 from the charity stripe at CSU Bakersfield ... career high 31 minutes at Oregon State in the absence of Reshanda Gray and Gennifer Brandon still recovering fully from injury, pulling down five rebounds and registering a steal ... scored 8 points on 4-for-8 shooting at Oregon ... scored six points in the return game against Oregon along with three rebounds ... went 1-for-1 from the field in the season ending games at both Washington State and Washington.

As a **FRESHMAN** in 2011-12, played in all 35 games for the Bears, averaging 12.0 minutes per game...despite limited minutes, was tied for the team scoring lead after the first three games, averaging 12.3 ppg...scored 17 points in 20 minutes against Illinois... had back-to-back 12 point games against Virginia and CSU Bakersfield...played double digit minutes in all three meetings against Stanford...scored five points with seven rebounds in the regular-season finale against Stanford ... the highest rated recruit in California women's basketball history (No. 7 overall and No.2 post player) by ESPNU Hoop Gurlz ... selected to the USA Basketball U16 team which captured the gold medal in the FIBA Americas Championships played in Mexico City in August of 2009 ... partially torn ACL prior to coming to Cal.

#40 Hartman, Justine

				Total		3-Pointers		Free throws		Rebounds											
Opponent	Date	gs	min	fg-fga	pct	3fg-fga	pct	ft-fa	pct	off	def	tot	avg	pf	a	t/o	blk	stl	pts	avg	
LONG BEACH STATE	11/08/13	*	18	1-2	.500	0-0	.000	0-0	.000	1	4	5	5.0	1	1	2	1	0	2	2.0	
2/2 DUKE	11/10/13	*	19	1-5	.200	0-0	.000	0-1	.000	1	1	2	3.5	0	0	0	0	0	2	2.0	
vs Wake Forest Demon De	11/29/13		27	7-11	.636	0-0	.000	2-2	1.000	1	1	2	3.0	3	0	0	0	1	16	6.7	
vs Idaho Vandals	11/30/13		18	1-3	.333	0-0	.000	2-2	1.000	2	4	6	3.8	1	1	2	0	0	4	6.0	
PACIFIC	12/7/13		26	1-6	.167	0-0	.000	0-0	.000	3	2	5	4.0	1	1	0	0	0	2	5.2	
BAKERSFIELD	12/15/13		23	0-3	.000	0-0	.000	0-0	.000	0	3	3	3.8	3	1	2	1	0	0	4.3	
vs UCONN	12/22/13		25	3-7	.429	0-0	.000	0-0	.000	0	4	4	3.9	0	0	1	1	0	6	4.6	
LAFAYETTE	12/29/13	*	16	0-1	.000	0-0	.000	0-0	.000	1	2	3	3.8	0	0	0	0	0	0	4.0	
OREGON STATE	1/3/14	*	22	1-4	.250	0-0	.000	0-0	.000	3	1	4	3.8	2	0	0	0	0	2	3.8	
OREGON	1/5/14	*	16	1-4	.250	0-0	.000	0-0	.000	0	1	1	3.5	0	2	0	0	0	2	3.6	
at Colorado	1/10/14	*	25	2-6	.333	0-0	.000	0-2	.000	1	2	3	3.5	0	3	1	0	1	4	4.6	
at Utah	01/12/14	*	21	3-8	.375	0-0	.000	0-0	.000	0	0	0	3.2	3	1	2	0	0	6	3.8	
at Arizona State	01/17/14	*	24	0-1	.000	0-0	.000	1-2	.500	1	2	3	3.2	4	0	2	0	0	1	3.6	
at Arizona	1/20/14	*	20	2-4	.500	0-0	.000	0-0	.000	1	0	1	3.0	1	1	1	1	0	4	3.6	
USC	1/24/14	*	23	3-4	.750	0-0	.000	3-4	.750	2	1	3	3.0	3	0	2	0	1	9	4.0	
UCLA	1/26/14	*	22	1-1	1.000	0-0	.000	0-0	.000	0	3	3	3.0	1	0	2	0	0	2	3.9	
at Stanford	01/30/14	*	21	1-6	.167	0-0	.000	0-0	.000	1	1	2	2.9	0	0	0	0	1	0	2.3	
#4/4 STANFORD	2/2/14	*	18	0-3	.000	0-0	.000	0-0	.000	0	0	0	2.8	3	0	2	0	0	0	0.3	
at Washington	02/07/14	*	12	1-5	.200	0-0	.000	0-0	.000	0	1	1	2.7	0	0	0	0	1	0	2.3	
at Washington State	02/09/14	*	9	0-0	.000	0-0	.000	0-0	.000	0	1	1	2.6	0	1	0	0	0	0	0.3	
ARIZONA	2/14/14	*	19	2-4	.500	0-0	.000	0-0	.000	0	0	0	2.5	4	0	2	1	1	4	3.3	
15/21 ARIZONA STATE	2/16/14	*	8	1-2	.500	0-0	.000	0-0	.000	1	0	1	2.4	1	0	0	0	0	0	2.3	
at UCLA	02/21/14	*	8	1-2	.500	0-0	.000	0-0	.000	0	0	0	2.3	1	0	0	0	0	0	2.3	
at USC	2/23/14	*	22	3-3	1.000	0-0	.000	1-4	.250	0	1	1	2.3	4	2	1	0	0	7	3.4	
WASHINGTON STATE	2/27/14	*	13	2-3	.667	0-0	.000	0-0	.000	1	0	1	2.2	1	1	1	0	0	4	3.4	
WASHINGTON	3/1/14	*	17	2-6	.333	0-0	.000	0-0	.000	1	3	4	2.3	1	0	1	0	0	4	3.4	
vs #7 Washington State	03/07/14	*	10	1-1	1.000	0-0	.000	0-0	.000	2	1	3	2.3	2	1	0	0	0	2	2.4	
Totals			22	502	41-105	.390	0-0	.000	9-17	.529	23	39	62	2.3	40	16	24	7	4	91	3.4

Games played: 27
Minutes/game: 18.6
Points/game: 3.4
FG Pct: 39.0
FT Pct: 52.9

Rebounds/game: 2.3
Assists/game: 0.6
Turnovers/game: 0.9
Assist/turnover ratio: 0.7
Steals/game: 0.1
Blocks/game: 0.3

CAREER STATISTICS

Year	GP-GS	Min	Avg	FG	FGA	Pct	3FG	3FGA	Pct	FT	FTA	Pct	O-D-R	Avg	PF-FO	A	TO	Blk	Stl	Pts	Avg
2011-12	35-0	421	12.0	55	134	.410	0	0	.000	7	15	.467	22-36-58	1.7	52-1	11	20	12	4	117	3.3
2012-13	26-0	281	10.8	32	85	.376	0	0	.000	7	8	.875	17-22-39	1.5	32-0	8	17	8	3	71	2.7
2013-14	27-22	502	18.6	41	105	.390	0	0	.000	9	17	.529	23-39-62	2.3	40-0	16	24	7	4	91	3.4
CAREER	88-22	1205	13.7	128	324	.395	0	0	.000	23	40	.575	62-97-159	1.8	124-1	35	61	28	11	279	3.2

PLAYER PROFILES



10 Mercedes Jefflo • Fr. • Guard • 5-10 • Compton, Calif.

Season Highs

Points 14, at Georgetown (11/17/13)
 Rebounds 11, vs Idaho (11/30/13)
 Assists..... 4, vs Washington State (3/7/14)
 Blocks 3, vs Washington State (3/7/14)
 Steals 7, vs Long Beach State (11/8/13)
 Minutes..... 37, vs Washington (3/1/14)
 Double-Doubles..... -

Career Highs

Points Same
 Rebounds Same
 Assists..... Same
 Blocks Same
 Steals Same
 Minutes..... Same
 Double-Doubles..... -

Jefflo, a 5'10 guard from Centennial Senior High School, was ranked as the No. 28 winger in the country by HoopGurlz and the No. 74 player in the nation by All Star Girls Report. A member of the Cal Sparks club team that produced current Bear junior Reshanda Gray, Jefflo is a three-star recruit by ESPN and was the Pioneer League MVP.

"I first met Mercedes prior to her 9th grade year when she attended my camp at UCSB," head coach Lindsay Gottlieb said. "I immediately saw the potential of a high-level collegiate player, and the determination of a young woman destined to 'make it.' Mercedes is a complete guard: she can shoot or slash, has terrific court vision, and loves the defensive end of the floor. She has been mentored by terrific coaches in high school and with the Cal Sparks, and she will thrive in the collegiate environment."

As a **FRESHMAN** in 2013-14, has played in 26 games with 14 starts, averaging 4.3 points and 2.8 rebounds per game ... picked up seven steals against Long Beach State in her collegiate debut (November 8) along with nine points ... scored a career-high 14 points at Georgetown ... pulled down a career-best 11 rebounds against Idaho (November 30) ... had career-highs in assists (4) and blocks (3) against Washington State in the Pac-12 Tournament (March 7).

#10 Jefflo, Mercedes

				Total		3-Pointers		Free throws		Rebounds											
Opponent	Date	gs	min	fg	fga	3fg	f3ga	ft	ftha	off	def	tot	avg	pf	a	t/o	blk	stl	pts	avg	
LONG BEACH STATE	11/08/13	*	23	4-12	.333	0-3	.000	1-2	.500	2	0	2	2.0	2	3	4	0	7	9	9.0	
2/2 DUKE	11/10/13	*	13	3-6	.500	0-0	.000	0-0	.000	1	1	2	2.0	3	1	1	0	6	7.5		
at George Washington	11/15/13	*	14	1-3	.333	0-1	.000	0-0	.000	0	2	2	2.0	3	1	2	1	1	2	5.7	
at Georgetown	11/17/13	*	35	3-9	.333	2-4	.500	6-6	1.000	1	2	3	2.3	3	3	2	1	2	14	7.8	
NORTHWESTERN	11/24/13	*	26	3-8	.375	2-4	.500	0-1	.000	1	1	2	2.2	3	3	5	0	4	8	7.8	
vs Wake Forest Demon De	11/29/13	*	20	2-2	1.000	1-1	1.000	0-0	.000	0	1	1	2.0	3	0	2	1	0	5	7.3	
vs Idaho Vandals	11/30/13	*	24	2-10	.200	0-3	.000	1-1	1.000	5	6	11	3.3	3	0	0	1	1	5	7.0	
PACIFIC	12/7/13	*	32	2-10	.200	1-4	.250	1-4	.250	1	4	5	3.5	2	2	1	0	0	6	6.9	
BAKERSFIELD	12/15/13	*	16	1-3	.333	0-1	.000	1-2	.500	1	0	1	3.2	3	2	4	0	1	3	6.4	
at Colorado	1/10/14		14	1-1	1.000	0-0	.000	0-2	.000	1	1	2	3.1	2	0	2	0	1	2	6.0	
at Utah	01/12/14		21	1-3	.333	1-2	.500	2-2	1.000	0	2	2	3.0	2	1	1	1	2	5	5.9	
at Arizona State	01/17/14	*	16	0-1	.000	0-0	.000	0-0	.000	0	1	1	2.8	5	2	3	0	0	0	5.4	
at Arizona	1/20/14	*	27	3-5	.600	0-1	.000	1-2	.500	1	2	3	2.8	0	2	1	1	3	7	5.5	
USC	1/24/14	*	24	1-6	.167	0-0	.000	1-2	.500	1	2	3	2.9	3	0	2	0	1	3	5.4	
UCLA	1/26/14	*	19	0-2	.000	0-1	.000	0-0	.000	0	4	4	2.9	2	0	1	0	1	0	5.0	
at Stanford	01/30/14		11	1-4	.250	0-2	.000	0-0	.000	1	2	3	2.9	0	2	0	0	1	2	4.8	
#4/4 STANFORD	2/2/14		10	2-4	.500	0-2	.000	2-3	.667	0	1	1	2.8	1	0	3	0	1	6	4.9	
at Washington	02/07/14		12	1-2	.500	1-1	1.000	1-2	.500	0	0	0	2.7	2	2	0	1	0	4	4.8	
at Washington State	02/09/14		10	1-1	1.000	0-0	.000	2-4	.500	1	0	1	2.6	3	1	2	0	0	4	4.8	
ARIZONA	2/14/14		30	2-5	.400	0-0	.000	3-5	.600	1	3	4	2.7	2	1	2	2	3	7	4.9	
15/21 ARIZONA STATE	2/16/14		19	1-5	.200	0-1	.000	0-0	.000	1	2	3	2.7	1	1	1	1	2	2	4.8	
at UCLA	02/21/14		13	0-2	.000	0-2	.000	0-0	.000	0	1	1	2.6	2	2	1	0	2	0	4.5	
at USC	2/23/14		10	0-2	.000	0-0	.000	0-0	.000	1	0	1	2.5	0	1	1	0	0	0	4.3	
WASHINGTON STATE	2/27/14		19	0-4	.000	0-0	.000	3-4	.750	1	1	2	2.5	4	0	1	0	2	3	4.3	
WASHINGTON	3/1/14	*	37	3-11	.273	1-5	.200	0-3	.000	0	7	7	2.7	3	3	4	0	4	7	4.4	
vs #7 Washington State	03/07/14		24	1-5	.200	0-2	.000	1-2	.500	0	5	5	2.8	3	4	3	4	1	3	4.3	
Totals			14	519	39-126	.310	9-40	225	26-47	553	21	51	72	2.8	60	37	49	14	40	113	4.3

Games played: 26
 Minutes/game: 20.0
 Points/game: 4.3
 FG Pct: 31.0
 3FG Pct: 22.5
 FT Pct: 55.3

Rebounds/game: 2.8
 Assists/game: 1.4
 Turnovers/game: 1.9
 Assist/turnover ratio: 0.8
 Steals/game: 1.5
 Blocks/game: 0.5

CAREER STATISTICS

Year	GP-GS	Min	Avg	FG	FGA	Pct	3FG	3FGA	Pct	FT	FTA	Pct	O-D-R	Avg	PF-FO	A	TO	Blk	Stl	Pts	Avg
2013-14	26-14	519	20.0	39	126	.310	9	40	.225	26	47	.553	21-51-72	2.8	60-1	37	49	14	40	113	4.3
CAREER	26-14	519	20.0	39	126	.310	9	40	.225	26	47	.553	21-51-72	2.8	60-1	37	49	14	40	113	4.3

PLAYER PROFILES



2 Afure Jemerigbe • Sr. • Guard • 6-0 • Stockton, Calif.

Season Highs

Points	24, vs Washington (3/1/14)	Same
Rebounds	7, (5x) last 3, vs Washington State (3/7/14)	8, (2x) last vs Georgia (4/1/13)
Assists.....	7, at USC (2/23/14)	Same
Blocks	2, (3x) last at USC (2/23/14)	2, (7x) last at USC (2/23/14)
Steals	2, (8x) last 3, vs Washington State (3/7/14)	8, at New Mexico (11/20/10)
Minutes.....	41, vs Pacific (12/7/13)	Same
Double-Doubles.....		

Career Highs

- 2014 Honorable Mention All-Pac-12 Selection (Coaches)
- 2014 Honorable Mention All-Defensive Team (Coaches)
- 2013 Spokane Regional All-Tournament Team

As a **SENIOR** in 2013-14, started all 30 games and is Cal's third-leading scorer with 11.9 points and 4.1 rebounds per game ... set a new career-high in points four times this season ... scored 16 points with seven rebounds against No. 2 Duke (November 10) ... hit the game-winning shot at No. 17 Colorado with seven seconds remaining (January 10) ... played 40 minutes and first set a new career-high with 17 points against USC (January 24) ... improved it to 18 points at No. 4 Stanford (January 30) before upping it to 23 points in a win against No. 15 Arizona State (February 16) ... hit 5-of-11 3s against Washington in scoring a career-high 24 points (March 1) ... dished a career-best seven assists at USC (February 23).

As a **JUNIOR** in 2012-13, started all 36 games, averaging 7.4 points and 3.0 rebounds ... named to the Spokane Regional All-Tournament team ... one of Cal's top three-point threats ... scored a season high 15 points against St. Mary's and against USC in the Pac-12 Tournament quarterfinals ... hit four 3s in the opening 20 minutes at Washington State in a 14-point effort ... dished a career-high five assists in an NCAA First Round game against Fresno State ... scored 10 points in the NCAA Second Round against USF to go with 6 rebounds ... pulled down a career-high eight rebounds and delivered two blocks to go with 14 points in a memorable NCAA Elite Eight game against Georgia ... in the Final Four, scored seven points, had two assists, two steals and one block against Louisville ... hit at least one 3 in every NCAA Tournament game.

As a **SOPHOMORE** in 2011-12, played in 33 games with 14 starts, averaging 15.8 minutes per game...opened the season with a 14-point performance at Rutgers...she earned the first start of her career against Sac State...scored 11 points with seven rebounds (tying a career high) at Saint Mary's...sprained her right ankle in the first half of the Oregon State game after going 2-for-2 from the field and 2-for-2 from the free throw line to score six points in the first seven minutes of that contest...went 4-for-4 from three-point range in the Bears win at Oregon State...ended the season scoring in each of her last six games including scoring seven points in the Pac-12 Tournament game against Colorado and five points in the NCAA Tournament opener against Iowa.

As a **FRESHMAN** in 2010-11, Started the season going 7-for-8 from the free throw line...scored nine points in each of her first two games...had a career-high 7 rebounds against Yale...scored a career-high 17 points with 7 rebounds and 5 steals in the Vegas Holiday Classic tournament against UT Arlington...named to the Vegas Holiday Classic All-Tournament team...scored 17 points in the semifinals against UCLA...scored 34 total points in the Pac-10 Tournament, the seventh-highest point total in the Tourney, averaging 11.3 ppg...continued her hot streak into the WNIT, scoring 15 points in the first round game at Cal Poly, going 6-for-8 from the field.

#02 Jemerigbe, Afure

Opponent	Date	gs	min	Total	fg	fga	pct	3fg	3fga	pct	Free	ft-fta	pct	Rebounds	off	def	tot	avg	pf	a	t/o	blk	stl	pts	avg
LONG BEACH STATE	11/08/13	*	26	4-11	.364	1-6	.167	4-9	.444	1	1	2	2.0	0	1	2	0	1	13	13.0					
2/2 DUKE	11/10/13	*	28	4-11	.364	2-4	.500	6-7	.857	4	3	7	4.5	2	1	4	0	1	16	14.5					
at George Washington	11/15/13	*	38	5-16	.313	0-5	.000	2-2	1.000	4	2	6	5.0	1	5	3	0	2	12	13.7					
at Georgetown	11/17/13	*	37	3-11	.273	0-3	.000	7-8	.875	4	1	5	5.0	3	1	1	0	1	13	13.5					
NORTHWESTERN	11/24/13	*	34	3-9	.333	1-2	.500	9-11	.818	3	4	7	5.4	1	2	3	0	1	16	14.0					
vs Wake Forest Demon De	11/29/13	*	34	4-10	.400	1-3	.333	6-6	1.000	4	2	6	5.5	0	2	1	0	0	15	14.2					
vs Idaho Vandals	11/30/13	*	27	1-10	.100	0-6	.000	0-0	.000	4	2	6	5.6	2	0	1	0	0	2	12.4					
PACIFIC	12/7/13	*	41	3-15	.200	2-7	.286	2-2	1.000	0	4	4	5.4	3	2	3	1	1	10	12.1					
BAKERSFIELD	12/15/13	*	28	3-9	.333	3-6	.500	0-0	.000	1	5	6	5.4	2	1	1	0	2	9	11.8					
vs UCONN	12/22/13	*	26	2-6	.333	0-1	.000	1-2	.500	0	6	6	5.5	1	2	3	0	2	5	11.1					
LAFAYETTE	12/29/13	*	27	3-10	.300	3-7	.429	0-0	.000	0	4	4	5.4	1	2	1	2	2	9	10.9					
OREGON STATE	1/3/14	*	36	3-8	.375	1-3	.333	5-8	.625	1	3	4	5.3	0	1	0	0	0	12	11.0					
OREGON	1/5/14	*	37	4-12	.333	0-2	.000	2-2	1.000	1	2	3	5.1	2	4	8	2	1	10	10.9					
at Colorado	1/10/14	*	37	4-8	.500	0-0	.000	0-0	.000	1	0	1	4.8	1	2	1	0	1	8	10.7					
at Utah	01/12/14	*	34	2-8	.250	1-3	.333	3-4	.750	1	6	7	4.9	0	2	1	0	1	8	10.5					
at Arizona State	01/17/14	*	38	7-15	.467	0-1	.000	2-4	.500	1	3	4	4.9	4	4	3	1	2	16	10.9					
at Arizona	1/20/14	*	16	3-5	.600	2-3	.667	0-0	.000	0	2	2	4.7	1	1	0	0	0	8	10.7					
USC	1/24/14	*	40	7-17	.412	1-4	.250	2-2	1.000	1	0	1	4.5	3	3	1	0	1	17	11.1					
UCLA	1/26/14	*	26	1-6	.167	0-3	.000	2-2	1.000	1	1	2	4.4	2	1	3	0	0	4	10.7					
at Stanford	01/30/14	*	37	7-16	.438	2-5	.400	2-3	.667	0	2	2	4.3	1	0	4	0	0	18	11.1					
#4/4 STANFORD	2/2/14	*	33	3-12	.250	1-5	.200	2-2	1.000	3	4	7	4.4	4	4	1	0	0	9	11.0					
at Washington	02/07/14	*	32	3-11	.273	2-5	.400	0-0	.000	0	3	3	4.3	2	1	3	0	1	8	10.8					
at Washington State	02/09/14	*	34	8-16	.500	0-2	.000	2-2	1.000	4	3	7	4.4	4	2	2	1	2	18	11.1					
ARIZONA	2/14/14	*	21	2-7	.286	1-5	.200	0-1	.000	0	1	1	4.3	2	2	4	0	2	5	10.9					
15/21 ARIZONA STATE	2/16/14	*	39	9-19	.474	2-2	1.000	3-7	.429	2	2	4	4.3	3	0	5	0	0	23	11.4					
at UCLA	02/21/14	*	32	4-14	.286	2-7	.286	5-5	1.000	0	2	2	4.2	4	4	3	0	0	15	11.5					
at USC	2/23/14	*	38	5-11	.455	0-3	.000	6-6	1.000	1	0	1	4.1	2	7	4	2	0	16	11.7					
WASHINGTON STATE	2/27/14	*	34	1-5	.200	0-2	.000	0-0	.000	0	2	2	4.0	3	1	4	0	1	2	11.3					
WASHINGTON	3/1/14	*	40	8-18	.444	5-11	.455	3-4	.750	3	2	5	4.0	3	6	1	1	1	24	11.8					
vs #7 Washington State	03/07/14	*	39	4-14	.286	0-3	.000	8-8	1.000	3	4	7	4.1	3	5	3	0	2	16	11.9					
Totals			30	989	120-340	.353	33-119	.277	84-107	.785	48	76	124	4.1	60	66	73	10	28	357	11.9				

Games played: 30
Minutes/game: 33.0
Points/game: 11.9
FG Pct: 35.3
3FG Pct: 27.7
FT Pct: 78.5

Rebounds/game: 4.1
Assists/game: 2.2
Turnovers/game: 2.4
Assist/turnover ratio: 0.9
Steals/game: 0.9
Blocks/game: 0.3

CAREER STATISTICS

Year	GP-GS	Min	Avg	FG	FGA	Pct	3FG	3FGA	Pct	FT	FTA	Pct	O-D-R	Avg	PF-FO	A	TO	Blk	Stl	Pts	Avg
2010-11	34-0	496	14.6	58	150	.387	9	35	.257	39	57	.684	32-32-64	1.9	33-0	31	46	3	24	164	4.8
2011-12	33-14	520	15.8	56	143	.392	19	50	.380	34	51	.667	39-38-77	2.3	32-0	20	48	4	20	165	5.0
2012-13	36-36	910	25.3	96	286	.336	45	143	.315	28	42	.667	44-64-108	3.0	55-0	55	68	10	42	265	7.4
2013-14	30-30	989	33.0	120	340	.353	33	119	.277	84	107	.785	48-76-124	4.1	60-0	66	73	10	28	357	11.9
CAREER	133-80	2915	21.9	330	919	.359	106	347	.305	183	257	.712	163-210-373	2.8	180-0	172	235	27	114	951	7.2

PLAYER PROFILES



30 Mikayla Lyles • Sr. • Guard • 5-8 • Pleasanton, Calif.

Season Highs

Points 16, vs Stanford (2/2/14)
Rebounds 6, vs Duke (11/10/13)
Assists..... 3, vs Duke (11/10/13)
Blocks
Steals 3, vs Wake Forest (11/29/13)
Minutes 34, at Washington State (2/9/14)
Double-Doubles.....

Career Highs

..... Same
..... 7, (2x) last at Stanford (1/13/13)
.....5, vs Saint Mary's (11/15/12)
..... 1, vs CSU Bakersfield (12/3/11)
.....3, at Washington (1/16/11)
..... Same

• 2014 WBCA/Robin Roberts Scholarship Award Winner

As a **SENIOR** in 2013-14, played in all 30 games and collected 11 starts ... averaged 4.3 points and 2.4 rebounds per game ... went 4-for-4 from 3pt range to score 12 points in an overtime win against Oregon (January 5) ... picked up her first career start at No. 4 Stanford (January 30) ... scored a career-high 16 points against the Cardinal in Berkeley on a 6-of-9 shooting effort that included 4-of-5 from beyond the arc (February 2) ... hit four 3s for the second consecutive game to score 12 points at Washington (February 7) ... had a season-high six rebounds and three assists against No. 2 Duke (November 10).

As a **JUNIOR** in 2012-13, appeared in 31 games, averaging 3.1 points per game ... named to the Pac-12 All-Academic Team ... dangerous beyond the arc, shot a team-high .347 from 3 on the year ... 26 of her 33 made field goals were 3's ... scored a career high 14 points at Stanford to propel California to the win and end the Cardinal's 81-game Pac-12 winning streak ... had a perfect night shooting against Eastern Washington, going 2-for-2 from the field (all from 3-point land) and 2-for-2 from the free throw line to score 8 points ... dished a career-high five assists against St. Mary's ... scored 8 points against Bakersfield ... hit three 3's for 9 points against Arizona State ... scored 8 while playing a career-high 25 minutes against Oregon ... perfect from the field at Washington State, going 3-for-3 from beyond the arc for 9 points ... scored five points against LSU in the NCAA Sweet 16 ... inspirational leader of the team.

As a **SOPHOMORE** in 2011-12, appeared in 29 games, averaging 8.2 minutes per game...finished the season a perfect 4-for-4 from the free throw line...made 11 three-pointers during the season... scored five points in 12 minutes on the court against Hawaii... scored a career-high 14 points in the first half against Oregon, going 4-for-7 from the three-point line...served as a reporter on the Comcast Sports Net weekly television show, The Cal Sports Report, conducting interviews with her Cal Women's Basketball teammates.

As a **FRESHMAN** in 2010-11 Made her Cal debut in the second game of the season, scoring six points with five rebounds... pulled in six rebounds in 18 minutes against Yale...missed the Las Vegas Holiday Hoops Classic tournament after taking a personal leave from the team...led the team with a season-high 11 points with a season-high 3 steals, playing a season-high 25 minutes at Washington...pulled in a career-high seven rebounds in 20 minutes against Oregon...followed that the next game with scoring a career-high 13 points, going 3-for-4 from three-point range, playing 24 minutes against Oregon State.

#30 Lyles, Mikayla

Opponent	Date	gs	min	Total		3-Pointers		Free throws		Rebounds				pf	a	t/o	blk	stl	pts	avg
				fg-fga	pct	3fg-fga	pct	ft-fga	pct	off	def	tot	avg							
LONG BEACH STATE	11/08/13	13	1-6	.167	1-6	.167	5-6	.833	1	4	5	5.0	0	0	0	0	0	8	8.0	
2/2 DUKE	11/10/13	23	1-7	.143	1-6	.167	0-0	.000	1	5	6	5.5	0	3	1	0	0	3	5.5	
at George Washington	11/15/13	21	3-9	.333	3-8	.375	0-0	.000	1	3	4	5.0	4	1	0	0	1	9	6.7	
at Georgetown	11/17/13	21	0-5	.000	0-2	.000	0-0	.000	1	3	4	4.8	1	0	1	0	2	0	5.0	
NORTHWESTERN	11/24/13	23	2-4	.500	1-3	.333	0-0	.000	0	1	1	4.0	3	2	2	0	2	5	5.0	
vs Wake Forest Demon De	11/29/13	13	0-1	.000	0-1	.000	3-4	.750	1	4	5	4.2	0	1	0	0	3	3	4.7	
vs Idaho Vandals	11/30/13	17	1-6	.167	0-3	.000	0-0	.000	0	2	2	3.9	2	0	0	0	0	2	4.3	
PACIFIC	12/7/13	22	0-2	.000	0-1	.000	0-0	.000	0	3	3	3.8	0	1	2	0	2	0	3.8	
BAKERSFIELD	12/15/13	13	2-5	.400	1-3	.333	0-0	.000	1	4	5	3.9	0	2	0	0	0	5	3.9	
vs UCONN	12/22/13	14	0-2	.000	0-2	.000	0-0	.000	0	0	0	3.5	0	0	0	0	1	0	3.5	
LAFAYETTE	12/29/13	15	3-5	.600	2-4	.500	0-0	.000	1	1	2	3.4	0	2	0	0	0	8	3.9	
OREGON STATE	1/3/14	7	0-0	.000	0-0	.000	2-2	1.000	0	1	1	3.2	0	0	0	0	0	2	3.8	
OREGON	1/5/14	21	4-4	1.000	4-4	1.000	0-0	.000	1	3	4	3.2	2	0	2	0	1	12	4.4	
at Colorado	1/10/14	9	1-2	.500	1-2	.500	0-0	.000	0	0	0	3.0	1	0	0	0	0	3	4.3	
at Utah	01/12/14	11	1-3	.333	1-3	.333	1-2	.500	0	1	1	2.9	1	0	0	0	0	4	4.3	
at Arizona State	01/17/14	14	1-4	.250	1-4	.250	0-0	.000	0	1	1	2.8	0	0	0	0	1	3	4.2	
at Arizona	1/20/14	19	1-3	.333	1-3	.333	0-0	.000	2	3	5	2.9	2	2	1	0	1	3	4.1	
USC	1/24/14	12	0-2	.000	0-2	.000	0-0	.000	1	0	1	2.8	1	0	2	0	0	0	3.9	
UCLA	1/26/14	9	0-0	.000	0-0	.000	0-0	.000	0	1	1	2.7	1	1	1	0	0	0	3.7	
at Stanford	01/30/14	* 15	0-1	.000	0-0	.000	0-2	.000	0	3	3	2.7	3	0	0	0	0	0	3.5	
#4/4 STANFORD	2/2/14	* 30	6-9	.667	4-5	.800	0-0	.000	0	1	1	2.6	4	1	0	0	1	16	4.1	
at Washington	02/07/14	* 34	4-8	.500	4-8	.500	0-0	.000	0	1	1	2.5	1	1	1	0	0	12	4.5	
at Washington State	02/09/14	* 23	1-4	.250	1-3	.333	2-2	1.000	0	2	2	2.5	1	0	0	0	0	5	4.5	
ARIZONA	2/14/14	* 17	2-4	.500	2-3	.667	2-2	1.000	0	1	1	2.5	0	2	1	0	0	8	4.6	
15/21 ARIZONA STATE	2/16/14	* 21	0-2	.000	0-1	.000	0-0	.000	0	2	2	2.4	0	2	0	0	0	0	4.4	
at UCLA	02/21/14	* 16	2-5	.400	2-5	.400	2-2	1.000	0	0	0	2.3	1	0	0	0	0	8	4.6	
at USC	2/23/14	* 21	2-6	.333	2-4	.500	0-0	.000	0	2	2	2.3	2	1	2	0	0	6	4.6	
WASHINGTON STATE	2/27/14	* 14	1-6	.167	0-4	.000	0-0	.000	0	2	2	2.3	0	2	0	0	0	2	4.5	
WASHINGTON	3/1/14	* 16	1-5	.200	1-5	.200	0-0	.000	1	1	2	2.3	0	1	2	0	1	3	4.5	
vs #7 Washington State	03/07/14	* 11	0-4	.000	0-3	.000	0-0	.000	1	3	4	2.4	1	0	0	0	0	0	4.3	
Totals		11	515	40-124	.323	33-98	.337	17-22	.773	13	58	71	2.4	31	25	18	0	16	130	4.3

Games played: 30
Minutes/game: 17.2
Points/game: 4.3
FG Pct: .323
3FG Pct: .337
FT Pct: .773

Rebounds/game: 2.4
Assists/game: 0.8
Turnovers/game: 0.6
Assist/turnover ratio: 1.4
Steals/game: 0.5

CAREER STATISTICS

Year	GP-GS	Min	Avg	FG	FGA	Pct	3FG	3FGA	Pct	FT	FTA	Pct	O-D-R	Avg	PF-FO	A	TO	Blk	Stl	Pts	Avg
2010-11	27-0	328	12.1	29	94	.309	23	71	.324	8	11	.727	15-37-52	1.9	20-0	15	15	0	12	89	3.3
2011-12	29-0	238	8.2	18	63	.286	11	48	.229	4	4	1.000	8-29-37	1.3	9-0	9	9	1	4	51	1.8
2012-13	31-0	327	10.5	33	93	.355	26	75	.347	3	7	.429	10-26-36	1.2	23-0	16	10	0	12	95	3.1
2013-14	30-11	515	17.2	40	124	.323	33	98	.337	17	22	.773	13-58-71	2.4	31-0	25	18	0	16	130	4.3
CAREER	117-11	1408	12.0	120	374	.321	93	292	.318	32	44	.727	46-150-196	1.7	83-0	65	52	1	44	365	3.1

PLAYER PROFILES



24 Courtney Range • Fr. • Guard • 6-3 • Manteca, Calif.

Season Highs

Points	12, vs Oregon (1/5/14)	Career Highs	Same
Rebounds	14, (2x) last at George Washington (11/15/13)		Same
Assists	2, (3x) last vs Oregon (1/5/14)		Same
Blocks	3, (2x) last vs Wake Forest (11/29/13)		Same
Steals	2, vs Idaho (11/30/13)		Same
Minutes	35, at George Washington (11/15/13)		Same
Double-Doubles	2, last vs Oregon (1/5/14)		Same

- 2014 Honorable Mention All-Pac-12 Selection (Coaches)
- 2014 Honorable Mention All-Freshman Team (Coaches)

Range joins the Cal basketball family highly heralded as the No. 5 winger in the country that is projected as the No. 36 overall recruit in the country by BlueStar and No. 38 by HoopGurlz. The 6'3 forward averaged 14.9 points per game for St. Mary's High School last season in leading her team to the CIF Division II title game. Range was named to the California All-State team and the Stockton Record All-Area team while finishing her prep career at Manteca High.

"Courtney is one of the most versatile players in the country, and will bring a new dimension to our team," head coach Lindsay Gottlieb said. "Her height makes her tough to stop inside, yet her perimeter ballhandling and shooting skills make her a legitimate wing player. She brings winning ways from her high school and Cal Stars club experiences, and we are so excited to have her in the Golden Bear family."

As a **FRESHMAN** in 2013-14, one of four players to play in all 30 games for the Golden Bears ... averages 5.6 points and 6.4 rebounds per game ... hit double-figures rebounding and led the Bears in rebounding in five of her first seven career games ... scored nine points with 14 rebounds and one blocked shot in her collegiate debut against Long Beach State (November 8) ... matched her career-high of 14 rebounds at George Washington (November 15) ... scored 10 points for the first time against Wake Forest at the Nugget Classic (November 29) ... also blocked a career-high three shots against the Demon Deacons ... had her first career double-double against Idaho in the Nugget Classic championship game with 11 points and 11 rebounds (November 30) ... opened Pac-12 play with 10 points against Oregon State and a double-double (12 points, 13 rebounds) against Oregon ... hit her first career 3-pointer against Arizona (February 14) after missing her first 18 career attempts ... scored 11 points behind a 3-of-6 effort from 3pt range at UCLA (February 21).

#24 Range, Courtney

Opponent	Date	gs	min	Total		3-Pointers		Free throws		Rebounds					pf	a	t/o	blk	stl	pts	avg
				fg-fga	pct	3fg-fga	pct	ft-fga	pct	off	def	tot	avg								
LONG BEACH STATE	11/08/13		25	3-8	.375	0-2	.000	3-4	.750	5	9	14	14.0	4	1	1	0	1	0	9	9.0
2/2 DUKE	11/10/13		31	2-9	.222	0-1	.000	1-3	.333	3	7	10	12.0	2	1	1	0	0	5	7.0	
at George Washington	11/15/13	*	35	2-7	.286	0-2	.000	0-0	.000	5	9	14	12.7	5	2	5	3	1	4	6.0	
at Georgetown	11/17/13	*	27	1-7	.143	0-2	.000	0-0	.000	3	2	5	10.8	3	0	0	2	1	2	5.0	
NORTHWESTERN	11/24/13	*	26	3-13	.231	0-1	.000	1-4	.250	6	7	13	11.2	2	0	1	0	0	7	5.4	
vs Wake Forest Demon De	11/29/13	*	28	4-9	.444	0-1	.000	2-3	.667	2	3	5	10.2	3	1	0	3	0	10	6.2	
vs Idaho Vandals	11/30/13	*	27	2-7	.286	0-2	.000	7-9	.778	5	6	11	10.3	2	1	3	1	2	11	6.9	
PACIFIC	12/7/13	*	26	3-8	.375	0-0	.000	3-4	.750	2	5	7	9.9	1	2	0	1	9	7.1		
BAKERSFIELD	12/15/13	*	28	4-10	.400	0-2	.000	0-0	.000	4	4	8	9.7	4	2	0	1	0	8	7.2	
vs UCONN	12/22/13	*	19	1-5	.200	0-0	.000	0-0	.000	4	3	7	9.4	1	0	1	1	2	6.7		
LAFAYETTE	12/29/13		21	5-13	.385	0-1	.000	1-1	1.000	1	6	7	9.2	1	2	0	1	11	7.1		
OREGON STATE	1/3/14		23	4-5	.800	0-0	.000	2-2	1.000	2	3	5	8.8	5	0	0	0	10	7.3		
OREGON	1/5/14		30	6-9	.667	0-1	.000	0-1	.000	0	13	13	9.2	2	2	1	1	12	7.7		
at Colorado	1/10/14	*	31	1-4	.250	0-0	.000	4-8	.500	2	7	9	9.1	0	0	0	2	1	6	7.6	
at Utah	01/12/14	*	16	1-3	.333	0-0	.000	0-0	.000	1	5	6	8.9	2	1	1	0	1	2	7.2	
at Arizona State	01/17/14		17	2-4	.500	0-0	.000	0-1	.000	0	2	2	8.5	4	0	1	0	1	4	7.0	
at Arizona	1/20/14		18	2-5	.400	0-1	.000	1-2	.500	1	2	3	8.2	1	0	0	0	0	5	6.9	
USC	1/24/14		7	0-1	.000	0-0	.000	0-0	.000	0	3	3	7.9	0	0	1	0	0	0	6.5	
UCLA	1/26/14		14	1-3	.333	0-0	.000	0-0	.000	2	0	2	7.6	2	0	1	0	0	2	6.3	
at Stanford	01/30/14		24	2-9	.222	0-2	.000	0-0	.000	3	2	5	7.5	2	0	0	0	0	4	6.2	
#4/4 STANFORD	2/2/14		15	1-3	.333	0-0	.000	0-2	.000	3	0	3	7.2	1	0	0	0	0	2	6.0	
at Washington	02/07/14		11	0-0	.000	0-0	.000	0-0	.000	0	1	1	7.0	1	1	1	0	1	0	5.7	
at Washington State	02/09/14		18	0-3	.000	0-1	.000	0-1	.000	0	3	3	6.8	2	0	2	0	0	0	5.4	
ARIZONA	2/14/14		20	2-5	.400	1-2	.500	1-2	.500	4	2	6	6.8	0	1	2	1	0	6	5.5	
15/21 ARIZONA STATE	2/16/14		17	0-2	.000	0-0	.000	0-1	.000	1	1	2	6.6	2	0	1	1	1	0	5.2	
at UCLA	02/21/14		22	4-9	.444	3-6	.500	0-0	.000	3	0	3	6.4	3	1	1	0	0	11	5.5	
at USC	2/23/14		17	3-8	.375	2-3	.667	0-0	.000	1	3	4	6.3	0	1	1	0	0	8	5.6	
WASHINGTON STATE	2/27/14		23	1-6	.167	0-2	.000	2-5	.400	1	5	6	6.3	2	0	2	1	0	4	5.5	
WASHINGTON	3/1/14		24	2-9	.222	1-4	.250	1-5	.200	4	4	8	6.4	2	1	1	0	0	6	5.5	
vs #7 Washington State	03/07/14		25	3-7	.429	1-2	.500	0-2	.000	1	5	6	6.4	3	0	0	0	0	7	5.6	
Totals			10	665	65-191	.340	8-38	211	29-60	483	69	122	191	6.4	62	18	32	18	12	167	5.6

Games played: 30
Minutes/game: 22.2
Points/game: 5.6
FG Pct: 34.0
3FG Pct: 21.1
FT Pct: 48.3

Rebounds/game: 6.4
Assists/game: 0.6
Turnovers/game: 1.1
Assist/turnover ratio: 0.6
Steals/game: 0.4
Blocks/game: 0.6

CAREER STATISTICS

Year	GP-GS	Min	Avg	FG	FGA	Pct	3FG	3FGA	Pct	FT	FTA	Pct	O-D-R	Avg	PF-FO	A	TO	Blk	Stl	Pts	Avg
2013-14	30-10	665	22.2	65	191	.340	8	38	.211	29	60	.483	69-122-191	6.4	62-2	18	32	18	12	167	5.6
CAREER	30-10	665	22.2	65	191	.340	8	38	.211	29	60	.483	69-122-191	6.4	62-2	18	32	18	12	167	5.6

PLAYER PROFILES



23 Brittany Shine • R-Jr. • Guard • 5-10 • Sacramento, Calif.

Season Highs

Points 7, vs Bakersfield (12/15/13)
Rebounds 2, vs Lafayette (12/29/13)
Assists 1, (3x) last vs Lafayette (12/29/13)
Blocks
Steals 1, vs Bakersfield (12/15/13)
Minutes 12, vs Washington (3/1/14)
Double-Doubles

Career Highs

.....28, vs Alabama State (12/20/10)
.....5, at San Francisco (12/7/11)
.....6, vs Alabama State (12/20/10)
.....1, (3x) last at Kentucky (1/22/12)
.....2, (2x) last vs Hampton (11/22/11)
.....31, (2x) last vs Robert Morris (12/21/10)
.....

As a **JUNIOR** in 2013-14, has played in 15 games, averaging 1.5 points and 0.2 rebounds per game ... scored four points and dished one assist in her Golden Bear debut against Long Beach State (November 8) ... matched the four points at Georgetown (November 17) ... scored a season-high seven points in a win against Bakersfield (December 15) ... scored in four consecutive appearances against Bakersfield, No. 1 UConn (2 points), Lafayette (2 points) and Oregon (1 point) ... hit her Pac-12 high of three points against Washington in the regular season finale (March 1).

In 2012-13, a sat out due to NCAA transfer rules after transferring from Florida.

Florida Career...as a **SOPHOMORE** in 2011-12...played in all 29 regular-season games and in both NCAA Tournament games... posted double-digit minutes in 11 games...tallied a season-best 14 points twice and hit double-figure scoring figures in three games.

As a **FRESHMAN** in 2010-11...saw time in all but three games... tallied 19 points (8-of-17) in just 23 minutes of play in the double-overtime loss to Vanderbilt on Feb. 6...was the Gators' leading scorer in SEC games against Ole Miss and Tennessee...after she scored 47 points and 10 assists all the while shooting 47.4 percent across two games at the Gator Holiday Classic, she earned SEC Freshman of the Week and Tournament MVP honors...scored 28 points in her first collegiate started - Dec. 20 against Alabama State - marking the most points scored by a Gator since Feb. 8, 2009...scored in double-figures in six different games.

#23 Shine, Brittany

Opponent	Date	gs	min	Total		3-Pointers		Free throws		Rebounds				pf	a	t/o	blk	stl	pts	avg
				fg-fga	pct	3fg-fga	pct	ft-fa	pct	off	def	tot	avg							
LONG BEACH STATE	11/08/13	6	1-2	.500	0-0	.000	2-2	1.000	0	0	0	0	0.0	0	1	0	0	0	4	4.0
at George Washington	11/15/13	1	0-1	.000	0-1	.000	0-0	.000	0	0	0	0.0	0	0	0	0	0	0	0	2.0
at Georgetown	11/17/13	2	2-2	1.000	0-0	.000	0-0	.000	0	0	0	0.0	0	0	0	0	0	4	2.7	
NORTHWESTERN	11/24/13	6	0-2	.000	0-1	.000	0-0	.000	0	0	0	0.0	0	0	0	0	0	0	2.0	2.0
vs Wake Forest Demon De	11/29/13	3	0-0	.000	0-0	.000	0-0	.000	0	0	0	0.0	0	0	0	1	0	0	0	1.6
BAKERSFIELD	12/15/13	9	3-5	.600	1-2	.500	0-0	.000	0	0	0	0.0	0	1	1	0	0	1	7	2.5
vs UCONN	12/22/13	7	1-2	.500	0-0	.000	0-0	.000	0	0	0	0.0	1	0	0	0	0	2	2.4	2.4
LAFAYETTE	12/29/13	6	1-1	1.000	0-0	.000	0-0	.000	0	2	2	0.3	1	1	0	0	0	2	2.4	2.4
OREGON	1/5/14	3	0-2	.000	0-0	.000	1-2	.500	0	0	0	0.2	0	0	0	0	0	1	2.2	2.2
UCLA	1/26/14	2	0-0	.000	0-0	.000	0-0	.000	0	0	0	0.2	0	0	0	0	0	0	0	2.0
at Washington State	02/09/14	1	0-0	.000	0-0	.000	0-0	.000	0	0	0	0.2	0	0	0	0	0	0	0	1.8
ARIZONA	2/14/14	8	0-1	.000	0-0	.000	0-0	.000	0	0	0	0.2	0	0	0	0	0	0	0	1.7
at USC	2/23/14	1	0-0	.000	0-0	.000	0-0	.000	0	0	0	0.2	0	0	0	0	0	0	0	1.5
WASHINGTON	3/1/14	12	1-3	.333	1-2	.500	0-0	.000	0	1	1	0.2	3	0	0	0	0	3	1.6	1.6
vs #7 Washington State	03/07/14	1	0-0	.000	0-0	.000	0-0	.000	0	0	0	0.2	0	0	0	0	0	0	0	1.5
Totals		0	68	9-21	.429	2-6	.333	3-4	.750	0	3	3	0.2	6	3	1	0	1	23	1.5

Games played: 15
Minutes/game: 4.5
Points/game: 1.5
FG Pct: 42.9
3FG Pct: 33.3
FT Pct: 75.0

Rebounds/game: 0.2
Assists/game: 0.2
Turnovers/game: 0.1
Assist/turnover ratio: 3.0
Steals/game: 0.1

CAREER STATISTICS

Year	GP-GS	Min	Avg	FG	FGA	Pct	3FG	3FGA	Pct	FT	FTA	Pct	O-D-R	Avg	PF-FO	A	TO	Blk	Stl	Pts	Avg
2010-11 (UF)	32-2	401	12.5	66	169	.391	18	59	.305	11	16	.688	14-19-33	1.0	14-0	32	38	1	12	161	5.0
2011-12 (UF)	31-0	275	8.9	31	85	.365	9	33	.273	22	36	.611	6-14-20	0.6	19-0	9	17	2	9	93	3.0
2012-13	-	-	-	-	-	-	-	-	-	-	-	-	-	-	-	-	-	-	-	-	-
2013-14	15-0	68	4.5	9	21	.429	2	6	.333	3	4	.750	0-3-3	0.2	6-0	3	1	0	1	23	1.5
CAREER	78-2	750	9.6	106	275	.385	29	98	.296	36	56	.643	20-36-56	0.7	39-0	44	56	3	22	277	3.6

PLAYER PROFILES



44 KC Waters • Fr. • Forward • 6-2 • San Ramon, Calif.

Season Highs

Points	Career Highs
Rebounds	1, (4x) last vs Arizona (2/14/14)Same
AssistsSame
BlocksSame
StealsSame
Minutes	3, (2x) last vs Arizona (2/14/14)Same
Double-Doubles

Waters, ranked as the country's No. 14 forward by HoopGurlz, comes in the national lists at No. 42 (Blue Star), No. 47 (JumpOff-Plus), No. 51 (All Star Girls Report) and No. 54 (HoopGurlz) after an MVP season at local Bishop O'Dowd High School in Oakland. The 6'2 forward averaged over 14 points per game last season in being named the California Division III MVP as well as All-East Bay MVP honors from the Contra Costa Times. She helped lead her seventh-ranked team to a state championship and 30-3 record and has multiple connections to Berkeley as a former teammate of current Bears Mikayla Lyles in high school and Justine Hartman at the prestigious California Storm - Team Taurasi club.

"I will not forget the first moment that I saw KC on a basketball court," head coach Lindsay Gottlieb said. "She was an 8th grader who was already dominant, and my first thought was: that's a Cal post player! She has a combination of size, skill and athleticism that will make her special at the next level. It has been fun to see her expand her skill set at Bishop O'Dowd and with Team Taurasi, and we look forward to finally having her in a blue and gold jersey."

As a **FRESHMAN** in 2013-14, has played in 11 games for the Golden Bears, collecting four rebounds.

#44 Waters, KC

Opponent	Date	gs	min	Total		3-Pointers		Free throws		Rebounds				pf	a	t/o	blk	stl	pts	avg
				fg	fga	pct	3fg	3fga	pct	ft	fta	pct	off	def	tot	avg				
LONG BEACH STATE	11/08/13	2	0-0	.000	0-0	.000	0-0	.000	0-0	.000	0	1	1	1.0	0	0	0	0	0	0.0
at George Washington	11/15/13	1	0-1	.000	0-0	.000	0-0	.000	0-0	.000	1	0	1	1.0	0	0	0	0	0	0.0
at Georgetown	11/17/13	2	0-0	.000	0-0	.000	0-0	.000	0-0	.000	0	0	0	0.7	1	0	0	0	0	0.0
NORTHWESTERN	11/24/13	2	0-0	.000	0-0	.000	0-0	.000	0-0	.000	0	1	1	0.8	0	0	0	0	0	0.0
vs Wake Forest Demon De	11/29/13	3	0-0	.000	0-0	.000	0-0	.000	0-0	.000	0	0	0	0.6	1	0	0	0	0	0.0
vs UCONN	12/22/13	2	0-1	.000	0-0	.000	0-0	.000	0-0	.000	0	0	0	0.5	0	0	0	0	0	0.0
LAFAYETTE	12/29/13	2	0-1	.000	0-0	.000	0-0	.000	0-0	.000	0	0	0	0.4	1	0	0	0	0	0.0
UCLA	1/26/14	2	0-1	.000	0-0	.000	0-0	.000	0-0	.000	0	0	0	0.4	0	0	0	0	0	0.0
at Washington State	02/09/14	1	0-0	.000	0-0	.000	0-0	.000	0-0	.000	0	0	0	0.3	0	0	0	0	0	0.0
ARIZONA	2/14/14	3	0-1	.000	0-0	.000	0-0	.000	0-0	.000	0	1	1	0.4	0	0	0	0	0	0.0
at USC	2/23/14	1	0-0	.000	0-0	.000	0-0	.000	0-0	.000	0	0	0	0.4	0	0	0	0	0	0.0
Totals		0	21	0-5	.000	0-0	.000	0-0	.000	0-0	1	3	4	0.4	3	0	0	0	0	0.0

Games played: 11
Minutes/game: 1.9
FG Pct: 0.0

Rebounds/game: 0.4

CAREER STATISTICS

Year	GP-GS	Min	Avg	FG	FGA	Pct	3FG	3FGA	Pct	FT	FTA	Pct	O-D-R	Avg	PF-FO	A	TO	Blk	Stl	Pts	Avg
2013-14	11-0	21	1.9	0	4	.000	0	0	.000	0	0	.000	1-3-4	0.4	3-0	0	0	0	0	0	0.0
CAREER	11-0	21	1.9	0	4	.000	0	0	.000	0	0	.000	1-3-4	0.4	3-0	0	0	0	0	0	0.0

NCAA POSTSEASON HISTORY

BY THE NUMBERS

Postseason Appearances	16
NCAA Selections	10 '90, '92, '93, '06, '07, '08, '09, '12, '13, '14
WNIT Selections	6 '79, '81, '84, '87, '10, '11
Overall Postseason Record	21-17
NCAA Tournament Record	9-9
WNIT Record	12-8
Best NCAA Finish	NCAA Semifinalist (2013)
Best WNIT Finish	Champion (2010)

CALIFORNIA COACHES IN THE POSTSEASON

Marci Cantrell (0-3; 0-0 NCAA).....WNIT (1979)
Gooch Foster (6-7, 1-3 NCAA)..... NCAA (1990, 92, 93); WNIT (1981, 84, 87)
Joanne Boyle (10-5, 3-4 NCAA).....NCAA (2006, 07, 08, 09); WNIT (2010, 11)
Lindsay Gottlieb (5-2, 5-2 NCAA).....NCAA (2012, 2013, 2014)

ALL-TIME NCAA SEEDS

No. 2	2013
No. 3	2008
No. 5	1992, 2009
No. 7	2014
No. 8	2007, 2012
No. 9	1993
No. 10	2006
No. 11	1990

CAL VS NCAA OPPONENTS

Team	Record	Years
Connecticut	0-1	2009
Fresno State	2-0	2009, 2013
George Washington.....	0-1	2008
Georgia	1-0	2013
Iowa.....	1-0	2012
Kansas	1-0	1993
Louisville.....	0-1	2013
Long Beach State.....	0-1	1990
LSU.....	1-0	2013
Notre Dame	0-2	2007, 2012
San Diego	1-0	2008
Santa Clara.....	0-1	1992
St. John's	0-1	2006
USF.....	1-0	2013
Vanderbilt	0-1	1993
Virginia	1-0	2009

CAL VS WNIT OPPONENTS

Team	Record	Years
Appalachian State.....	1-0.....	1987
Arkansas.....	0-1.....	1987
Baylor.....	1-0.....	1981
BYU.....	1-0.....	2010
Cal Poly.....	1-0.....	2011
Colorado.....	0-1.....	2011
Creighton.....	1-0.....	1987
Drake.....	0-1.....	1981
Georgia.....	0-1.....	1981
Illinois State.....	1-0.....	2010
Miami.....	1-0.....	2010
Minnesota.....	0-1.....	1979
Oklahoma.....	1-0.....	1984
Oregon.....	1-0.....	2010
South Carolina.....	0-1.....	1979
UC Davis.....	1-0.....	2010
Utah.....	2-1.....	1979, 84,10
Western Kentucky.....	0-1.....	1984

CAL VS 2014 NCAA TOURNAMENT FIELD

Team	Series History	Last Meeting
Akron	-	-
Albany	1-0	('08-09)
Arizona State	33-31	('13-14)
Army	-	-
Baylor	1-3	('09-10)
BYU	3-0	('09-10)
Cal State Northridge	4-2	('04-05)
Chattanooga	-	-
Connecticut	1-3	('13-14)
Dayton	-	-
DePaul	-	-
Duke	1-3	('13-14)
Florida	1-2	('06-07)
Florida Gulf Coast	-	-
Florida State	1-0	('92-93)
Fordham	-	-
Fresno State	22-5	('12-13)
Georgia	1-3	('12-13)
Georgia Tech	-	-
Gonzaga	-	-
Hampton	1-0	('04-05)
Idaho	2-1	('13-14)
Iowa	2-0	('11-12)
Iowa State	-	-
James Madison	-	-
Kentucky	-	-
Louisville	0-1	('13'14)
LSU	1-1	('12-13)
Marist	-	-
Maryland	0-1	('84-85)
Michigan State	1-1	('96-97)
Middle Tennessee State	-	-
Nebraska	-	-
North Carolina	1-2	('99-00)
North Carolina State	1-1	('89-90)
North Dakota	-	-
Northwestern State	-	-
Notre Dame	0-2	('11-12)
Oklahoma	2-1	('08-09)
Oklahoma State	1-1	('90-91)
Oregon State	38-28	('13'14)
Penn	1-0	('02-03)
Penn State	0-1	('90-91)
Prarie View	-	-
Purdue	-	-
Robert Morris	-	-
Saint Joseph's	-	-
South Carolina	0-1	('78-79)
South Dakota	-	-
St. John's	0-1	('83-84)
Stanford	18-62	('13-14)
Syracuse	1-0	('02-03)
Tennessee	-	-
Texas	2-4	('11-12)
Texas A&M	1-2	('10-11)
USC	27-37	('13-14)
UT Martin	-	-
Vanderbilt	2-2	('07-08)
West Virginia	-	-
Western Kentucky	0-2	('85-86)
Wichita State	-	-
Winthrop	-	-
Wright State	-	-

NCAA TOURNAMENT BOX SCORES

1990 (FOSTER)

NCAA FIRST ROUND - LONG BEACH, CALIF.

LONG BEACH STATE 87, CAL 84

March 14, 1990 – LBSU University Gym – Long Beach, Calif.

California	FG-A	3P-A	FT-A	RB	PF	TP	A	TO	B	S	MIN
Grönroos, Auli*	9-18	0-1	2-3	8	4	20	4	2	3	2	30
Stafford, Trisha*	5-10	0-0	2-3	4	4	12	5	5	1	1	24
Palmisano, Teresa*	5-10	0-0	3-6	10	3	13	5	2	1	1	31
Baker, Laura*	6-15	2-9	0-0	3	4	14	2	4	1	2	40
Wiley, Monica*	4-5	0-0	3-3	3	4	11	8	4	0	1	31
Martin, Keshia	1-2	0-0	4-4	3	5	6	2	1	0	0	18
Robertson, Rory	0-0	0-0	0-0	1	0	0	0	0	0	0	2
Self, Jennifer	0-1	0-0	0-0	1	0	0	0	0	0	0	10
Jenkins, Carolyn	3-5	2-3	0-1	2	5	8	1	0	0	0	14
Totals	33-66	4-14	14-20	38	29	84	27	18	6	7	200

Long Beach State	FG-A	3P-A	FT-A	RB	PF	TP	A	TO	B	S	MIN
Moore, Penny*	6-13	0-0	1-3	9	1	13	4	1	1	0	35
Kaludjerovich, Vjere*	4-10	0-0	7-8	8	2	15	7	4	3	1	32
Lee, Angelique*	5-13	0-1	7-8	14	5	17	1	1	3	0	32
Wilkerson, Dana*	2-4	0-0	2-3	1	4	6	5	3	0	4	27
Jackson, Trise*	3-9	0-0	6-9	4	2	12	3	2	0	2	36
Duffie, Renae	0-0	0-0	0-0	0	1	0	0	0	0	0	1
Strange, Serena	0-3	0-0	0-0	0	1	0	1	2	0	1	5
Joy, Tammy	0-1	0-0	0-0	0	0	0	0	0	0	0	2
Reslock, Lisa	1-1	0-0	1-1	1	2	3	0	0	0	0	2
Parriott, Kari	7-11	0-0	7-8	4	3	21	0	2	0	1	28
Totals	28-65	0-1	31-40	45	21	87	21	15	7	9	200

Halftime: Cal 27, St. John's 32. FG%: Cal 45.5, St. John's 42.9. 3P%: Cal 37.5, St. John's 28.6. FT%: Cal 71.4, St. John's 58.3. Officials: Roberts, Dahlem, Johnson. Technical Fouls: none. Attendance: N/A.

1993 (FOSTER)

NCAA FIRST ROUND - LAWRENCE, KANSAS

CAL 62, KANSAS 47

March 17, 1993 – Allen Fieldhouse – Lawrence, Kansas

California	FG-A	3P-A	FT-A	RB	PF	TP	A	TO	B	S	MIN
Martin, Keshia*	4-8	0-0	5-7	14	3	13	1	3	1	1	38
Robinson, Kim*	4-12	0-3	4-4	7	3	12	3	0	0	1	36
Dixon, Ingrid*	4-11	0-0	1-2	10	1	9	0	3	3	5	33
Vukadinovic, Milica*	3-20	1-6	5-6	7	4	12	6	0	0	1	40
Lear, Jackie*	2-6	0-0	2-2	2	5	6	1	2	0	2	26
Von Saldern, Sophie	3-5	0-0	0-2	9	2	6	0	2	0	0	9
Tatum, Kelley	2-5	0-1	0-0	4	1	4	1	2	0	0	18
Totals	22-67	1-10	17-23	53	19	62	12	12	4	10	200

Kansas	FG-A	3P-A	FT-A	RB	PF	TP	A	TO	B	S	MIN
Shinn, Caryn*	1-3	0-0	1-2	4	3	3	1	1	1	0	22
Aycock, Angela*	5-12	0-0	3-4	9	3	13	2	6	1	1	36
Tate, Lisa*	2-8	0-0	1-1	4	3	5	1	1	2	0	30
Witherspoon, JoJo*	0-4	0-0	1-2	3	2	1	1	3	0	2	21
Leathers, Michelle*	2-11	1-3	2-2	3	2	7	2	1	0	1	26
Kite, Shannon	1-8	1-5	0-0	5	0	3	1	2	0	0	19
Slalter, Alana	2-6	0-0	2-2	3	1	6	0	1	0	1	21
Holmes, Amelia	0-0	0-0	3-4	4	1	3	0	0	0	0	7
Sampson, Charisse	1-9	0-6	4-6	6	2	6	1	0	0	1	18
Totals	22-67	1-10	17-23	46	17	47	9	15	4	6	200

Halftime: Cal 25, Kansas 26. FG%: Cal 32.8, Kansas 23. 3P%: Cal 10.0, Kansas 14.3. FT%: Cal 73.9, Kansas 73.9. Officials: Stewart, Morningstar. Technical Fouls: none. Attendance: 2650.

1992 (FOSTER)

NCAA FIRST ROUND - BERKELEY, CALIF.

SANTA CLARA 73, CAL 71

March 18, 1992 – Harmon Gym – Berkeley, Calif.

California	FG-A	3P-A	FT-A	RB	PF	TP	A	TO	B	S	MIN
Monica Wiley*	5-12	0-2	0-1	3	4	10	4	3	1	1	39
Trisha Stafford*	11-25	0-2	11-12	12	4	33	1	3	2	5	35
Keshia Martin*	5-12	0-0	0-3	6	5	10	0	1	0	3	33
Milica Vukadinovic*	4-10	0-1	0-0	3	5	8	6	2	0	1	19
Jennifer Self*	2-6	2-5	0-0	3	2	6	2	3	0	2	39
Ingrid Dixon	1-3	0-0	0-0	4	1	2	0	1	0	0	12
Kim Robinson	1-4	0-1	0-1	1	1	2	1	2	0	1	20
Rachel Stewart	0-0	0-0	0-0	1	0	0	0	0	0	0	3
Totals	29-72	2-11	11-17	33	22	71	14	17	3	13	200

Santa Clara	FG-A	3P-A	FT-A	RB	PF	TP	A	TO	B	S	MIN
Laura Hughes*	2-5	0-0	2-2	1	3	6	1	6	0	0	21
Christine Silvernail*	5-13	0-2	7-8	10	1	17	4	7	1	3	34
Amy Vanos*	2-3	0-1	0-0	8	2	4	0	2	0	0	32
Sheryl Staub*	1-3	0-0	4-4	4	2	6	2	6	0	2	33
Melissa King*	11-19	0-0	5-8	11	3	27	2	4	0	2	36
Kirsten Smith	2-3	0-0	2-2	3	5	6	1	4	0	0	19
Jenny Baldwin	2-5	1-2	2-2	3	2	7	0	0	0	0	7
Julie Crampton	0-1	0-0	0-0	0	0	0	0	0	0	0	8
Totals	25-52	1-4	22-26	45	18	73	10	29	1	7	200

Halftime: Cal 35, Santa Clara 35. FG%: Cal 40.3, Santa Clara 48.1. 3P%: Cal 18.2, Santa Clara 25.0. FT%: Cal 64.7, Santa Clara 84.6. Officials: Pitt, Miller. Technical Fouls: none. Attendance: 2468.

1993 (FOSTER)

NCAA SECOND ROUND - NASHVILLE, TENN.

VANDERBILT 82, CAL 63

March 20, 1993 – Municipal Auditorium – Nashville, Tenn.

California	FG-A	3P-A	FT-A	RB	PF	TP	A	TO	B	S	MIN
Martin, Keshia*	7-12	0-0	1-1	9	4	15	0	2	0	1	30
Vukadinovic, Milica*	7-17	2-5	2-2	9	2	18	2	6	1	2	40
Dixon, Ingrid*	1-9	0-0	1-2	8	3	3	0	4	0	3	34
Lear, Jackie*	8-17	0-2	0-0	0	2	16	5	2	0	3	40
Robinson, Kim*	0-4	0-3	0-0	1	0	0	4	1	0	0	24
Stewart, Rachel	0-3	0-0	0-0	1	1	0	0	0	0	0	12
Von Saldern, Sophie	4-6	0-0	3-4	3	4	11	0	1	1	1	16
Tatum, Kelley	0-0	0-0	0-0	1	1	0	0	0	0	1	4
Totals	27-68	2-10	7-8	33	17	63	11	16	2	11	200

Vanderbilt	FG-A	3P-A	FT-A	RB	PF	TP	A	TO	B	S	MIN
Lamb, Misty*	3-7	0-0	0-0	5	1	6	0	3	0	2	24
Jarrard, Shelley*	3-4	1-1	0-0	2	1	7	3	0	0	1	25
Gillingham, Heidi*	11-17	0-0	1-4	11	0	23	2	1	1	0	30
Blades, Rhonda*	2-4	1-2	0-0	4	1	5	4	2	0	2	29
Powell, Julie*	7-11	2-3	2-2	2	0	18	2	2	1	2	29
Allen, Renee	1-3	0-0	0-0	1	0	2	2	1	0	0	12
Cunningham, Mara	1-3	0-0	4-7	2	1	6	2	1	0	0	10
Jared, Ginger	0-0	0-0	3-4	1	3	3	3	2	0	0	16
King, Lisa	4-7	0-0	0-0	3	1	8	1	1	1	1	16
Sam, Sheri	2-3	0-0	0-0	3	0	4	0	2	1	0	9
Totals	34-59	4-6	10-17	36	8	82	19	15	4	8	200

Halftime: Cal 22, Vanderbilt 40. FG%: Cal 39.7, Vanderbilt 59.6. 3P%: Cal 20.0, Vanderbilt 66.7. FT%: Cal 77.8, Vanderbilt 58.8. Officials: Fuzimoto, Geiselman. Technical Fouls: none. Attendance: 2304.

NCAA TOURNAMENT BOX SCORES

2006 (BOYLE)

NCAA FIRST ROUND - UNIVERSITY PARK, PENN.

ST. JOHN'S 78, CAL 68

March 19, 2006 – Bryce Jordan Center – University Park, Penn.

California	FG-A	3P-A	FT-A	RB	PF	TP	A	TO	B	S	MIN
Foster, Krista*	3-6	0-1	0-0	6	3	6	1	3	0	0	38
Walker, Ashley*	7-14	0-0	7-8	7	4	21	6	2	2	2	40-
Hampton, Devaneï*	6-9	0-0	4-7	3	5	16	3	0	2	1	13
Gray-Lawson, Alexis*	7-21	2-6	1-2	4	1	17	1	5	0	0	40
Wright, Reneé*	0-2	0-0	0-0	6	4	0	2	2	1	1	40
Levy, Keanna	2-3	1-1	3-4	1	1	8	1	2	0	0	29
Totals	25-55	3-8	15-21	31	18	68	14	15	5	4	200

St. John's	FG-A	3P-A	FT-A	RB	PF	TP	A	TO	B	S	MIN
Clark, Angela*	6-13	0-0	2-5	7	3	14	2	2	1	3	37
Chambers, Danielle*	0-4	0-0	0-0	9	5	0	3	0	2	1	22
Wright, Kia*	10-16	1-4	5-8	4	1	26	5	4	1	2	39
Walker, Tara*	3-12	0-3	2-4	9	0	8	3	0	0	1	35
Barlow, Greeba*	8-15	2-3	3-5	5	2	21	3	2	1	1	34
Dukes, Mercedes	0-0	0-0	0-0	0	0	0	0	0	0	0	1
Sten, Tina	1-4	0-0	2-2	7	3	4	1	2	1	2	19
McLean, Monique	2-6	1-4	0-0	2	5	5	1	1	0	0	13
Totals	30-70	4-14	14-24	48	19	78	18	11	6	10	200

Halftime: Cal 47, LBSU 43. FG%: Cal 50.0, LBSU 43.1. 3P%: Cal 28.6, LBSU 0.0. FT%: Cal 70.0, LBSU 77.5. Officials: Broderick, Barribeau. Technical Fouls: none. Attendance: 662.

2008 (BOYLE)

NCAA FIRST ROUND - STANFORD, CALIF.

CAL 77, SAN DIEGO 60

March 22, 2008 – Maples Pavilion – Stanford, Calif.

California	FG-A	3P-A	FT-A	RB	PF	TP	A	TO	B	S	MIN
Hampton, Devaneï*	8-12	0-0	6-14	4	3	22	2	3	0	2	25
Walker, Ashley*	8-14	0-0	5-5	12	1	21	6	3	0	3	26
Vital, Natasha*	3-9	1-4	0-0	2	3	7	8	3	0	2	34
Greif, Lauren*	2-2	1-1	0-0	0	3	5	1	0	0	1	22
Gray-Lawson, Alexis*	2-11	0-2	1-3	4	1	5	0	1	0	4	33
Federico, Rachelle	0-2	0-0	0-0	0	0	0	0	0	0	0	2
Adrian, Kelsey	3-5	1-3	0-0	2	2	7	0	1	0	1	24
Foster, Krista	1-2	0-0	2-2	1	0	4	1	1	0	1	9
N'diaye, Rama	2-3	0-0	0-0	2	0	4	1	1	0	1	14
Sneed, Shantrelle	1-2	0-0	0-0	4	1	2	0	0	0	2	11
Totals	30-62	3-10	14-24	36	14	77	19	14	0	17	200

San Diego	FG-A	3P-A	FT-A	RB	PF	TP	A	TO	B	S	MIN
Herman, Kiva*	5-13	0-0	1-1	2	1	11	2	5	0	0	37
Henderson, Morgan*	5-7	2-4	1-2	3	4	13	1	3	1	1	33
Sprague, Amber*	3-10	0-0	0-0	5	5	6	0	4	2	1	21
Rego, Amanda*	1-5	0-0	0-0	6	2	2	8	7	1	1	29
Child, Sam*	6-9	2-4	0-0	4	2	14	1	1	1	1	35
Estell, Brianna	3-6	2-2	4-4	0	0	12	0	3	0	0	19
Hatch, Emily	0-0	0-0	0-0	0	1	0	0	1	0	0	0+
Carlson, Erica	0-0	0-0	0-0	4	3	0	0	0	2	1	10
Mangrum, Kaila	1-2	0-0	0-0	3	1	2	0	0	0	1	16
Totals	24-52	6-10	6-7	31	19	60	12	24	7	6	200

Halftime: Cal 42, USD 27. FG%: Cal 48.4, USD 46.2. 3P%: Cal 30.0, USD 60.0. FT%: Cal 58.3, USD 85.7. Officials: Gonzalez, Pence, Strong. Technical Fouls: none. Att.: 4075.

2007 (BOYLE)

NCAA FIRST ROUND - PITTSBURGH, PENN.

NOTRE DAME 62, CAL 59

March 18, 2007 – Petersen Events Center – Pittsburgh, Penn.

California	FG-A	3P-A	FT-A	RB	PF	TP	A	TO	B	S	MIN
Walker, Ashley*	5-12	0-0	10-12	13	3	20	1	2	1	1	40
Hampton, Devaneï*	6-14	0-0	1-5	9	3	13	4	3	1	2	28
Vital, Natasha*	1-9	0-3	0-0	1	4	2	5	5	0	1	40
Greif, Lauren*	2-5	1-3	4-5	1	4	9	0	2	0	2	37
Levy, Keanna*	2-5	1-2	0-0	4	2	5	1	1	0	0	20
Foster, Krista	3-5	2-2	0-0	6	2	8	1	1	1	0	31
N'diaye, Rama	0-0	0-0	2-2	0	0	2	0	2	0	0	4
Totals	19-50	4-10	17-24	38	18	59	12	16	3	6	200

Notre Dame	FG-A	3P-A	FT-A	RB	PF	TP	A	TO	B	S	MIN
Erwin, Crystal*	2-4	0-1	2-3	4	3	6	2	1	0	1	28
D'amico, Melissa*	3-5	0-0	1-2	8	1	7	0	1	0	1	18
Gaines, Tulyah*	3-8	0-1	2-2	4	4	8	1	2	0	2	34
Allen, Charel*	6-16	1-3	0-0	1	3	13	2	4	0	3	28
Gray, Breona*	2-8	2-6	0-0	4	0	6	1	3	0	1	28
Barlow, Ashley	2-7	0-2	0-1	10	3	4	0	0	2	2	24
Lechlitrner, Melissa	3-8	1-5	5-7	1	1	12	1	1	0	0	19
Williamson, Erica	3-3	0-0	0-1	1	2	6	0	0	2	0	21
Totals	24-59	4-18	10-16	35	17	62	11	12	2	10	200

Halftime: Cal 23, ND 32. FG%: Cal 38.0, ND 40.7. 3P%: Cal 40.0, ND 22.2. FT%: Cal 70.8, ND 62.5. Officials: Roberts, Bonner, Humphries. Technical Fouls: Cal none, ND Allen. Attendance: N/A.

2008 (BOYLE)

NCAA SECOND ROUND - STANFORD, CALIF.

GEORGE WASHINGTON 55, CAL 53

March 24, 2008 – Maples Pavilion – Stanford, Calif.

California	FG-A	3P-A	FT-A	RB	PF	TP	A	TO	B	S	MIN
Walker, Ashley*	6-10	0-0	7-7	9	4	19	4	1	0	1	36
Hampton, Devaneï*	2-8	0-0	0-1	9	4	4	1	6	1	0	33
Vital, Natasha*	2-13	2-6	1-3	5	0	7	3	4	0	0	40
Greif, Lauren*	1-5	1-4	0-0	7	1	3	0	1	0	0	33
Gray-Lawson, Alexis*	5-10	3-5	1-2	9	2	14	1	1	1	0	37
Adrian, Kelsey	2-7	2-5	0-0	2	1	6	0	0	0	0	19
Foster, Krista	0-0	0-0	0-0	1	0	0	0	1	0	0	2
Totals	18-53	8-20	9-13	44	12	53	9	14	2	1	200

G Washington	FG-A	3P-A	FT-A	RB	PF	TP	A	TO	B	S	MIN
Allen, Whitney*	3-7	0-1	0-0	6	4	6	2	0	0	0	27
Parrish, Antelia*	6-12	2-4	1-1	10	3	15	1	1	0	1	40-
Adair, Jessica*	4-8	0-0	3-4	8	3	11	2	1	0	1	24
Beck, Kimberly*	2-14	2-7	0-0	2	1	6	3	1	0	2	40-
Lawrence, Sarah-Jo*	6-16	1-4	0-0	4	2	13	4	2	0	3	37
Adair, Jazmine	2-6	0-0	0-0	5	3	4	1	1	0	0	16
Rivera, Erica	0-0	0-0	0-0	0	0	0	0	0	0	0	2
Bates, Jamila	0-0	0-0	0-0	2	0	0	1	0	0	0	6
Steele, Lisa	0-3	0-1	0-0	0	0	0	1	0	0	0	8
Totals	23-66	5-17	4-5	38	16	55	15	7	0	7	200

Halftime: Cal 31, GW 23. FG%: Cal 34.0, GW 34.8. 3P%: Cal 40.0, GW 29.4. FT%: Cal 69.2, GW 80.0. Officials: Napier, Gonzalez, Bonner. Technical Fouls: none. Att.: 5530.

NCAA TOURNAMENT BOX SCORES

2009 (BOYLE)

NCAA FIRST ROUND - LOS ANGELES, CALIF.

CAL 70, FRESNO STATE 47

March 21, 2009 – Galen Center – Los Angeles, Calif.

California	FG-A	3P-A	FT-A	RB	PF	TP	A	TO	B	S	MIN
Walker, Ashley*	9-12	0-0	3-6	8	2	21	2	3	3	1	30
Hampton, Devanej*	1-2	0-0	2-4	5	4	4	1	4	0	1	18
Vital, Natasha*	3-10	2-6	0-1	0	1	8	5	0	0	1	31
Greif, Lauren*	3-5	2-3	3-4	1	2	11	1	0	0	1	28
Gray-Lawson, Alexis*	4-13	1-7	5-5	4	0	14	1	2	1	3	32
Federico, Rachelle	0-1	0-0	2-2	1	0	2	0	0	0	0	3
Aguirre, Angelei	0-0	0-0	0-0	2	0	0	0	0	0	0	2
Adrian, Kelsey	0-3	0-2	0-0	1	1	0	0	1	0	0	12
Morris, Casey	1-7	0-5	2-2	2	2	4	1	1	0	1	12
N'diaye, Rama	3-4	0-0	0-0	2	0	6	0	0	0	0	9
Sneed, Shantrell	0-0	0-0	0-0	4	1	0	2	2	0	1	23
Totals	24-57	5-23	17-24	36	13	70	13	13	4	9	200

Fresno State	FG-A	3P-A	FT-A	RB	PF	TP	A	TO	B	S	MIN
Munro, Hayley*	2-7	0-1	0-0	5	3	4	0	2	0	0	27
Filipe, Joh-Teena*	2-10	0-2	1-2	7	3	5	0	2	1	0	21
Ross, Jaleesa*	3-14	2-6	0-0	1	5	8	0	4	0	1	28
Arnold, Marnique*	3-8	0-1	0-0	11	3	6	2	2	0	1	34
Fears, LaShay*	6-9	0-2	6-7	1	2	18	1	4	0	1	36
Jones, Brittney	0-1	0-0	0-0	0	0	0	0	0	0	0	1
Walker, Ashley	0-2	0-1	0-0	3	1	0	0	1	0	0	15
Amundsen, Bailey	2-5	2-5	0-0	3	0	6	0	1	1	0	27
Kaufmann, Kaitlin	0-0	0-0	0-0	0	0	0	0	0	0	0	1
Brown, LaToya	0-0	0-0	0-0	2	1	0	1	3	0	0	10
Totals	18-56	4-18	7-9	38	18	47	4	21	2	3	200

Halftime: Cal 30, Fresno St 21 FG%: Cal 42.1, Fresno St 32.1, 3P%: Cal 21.7, Fresno St 22.2 FT%:Cal 70.8, Fresno St 77.8. Officials: Bryan Enterline, Wanda Szeremeta, Peter Contreras. Technical fouls: None. Attendance: 1292.

2009 (BOYLE)

NCAA SECOND ROUND - LOS ANGELES, CALIF.

CAL 99, VIRGINIA 73

March 23, 2009 – Galen Center – Los Angeles, Calif.

California	FG-A	3P-A	FT-A	RB	PF	TP	A	TO	B	S	MIN
Walker, Ashley*	14-20	0-0	4-6	10	1	32	2	1	1	0	36
Hampton, Devanej*	8-14	0-0	6-7	11	2	22	0	0	1	5	33
Vital, Natasha*	2-7	1-5	0-0	2	3	5	4	2	0	1	35
Greif, Lauren*	3-7	2-5	2-2	5	1	10	9	3	0	0	39
Gray-Lawson, Alexis*	7-15	4-10	4-4	1	3	22	2	0	0	0	37
Federico, Rachelle	1-1	1-1	0-0	0	0	3	0	0	0	0	1
Aguirre, Angelei	0-0	0-0	0-0	0	0	0	0	0	0	0	1
Adrian, Kelsey	0-0	0-0	0-0	0	0	0	0	0	0	0	1
Morris, Casey	0-0	0-0	1-2	0	0	1	0	0	0	0	3
N'diaye, Rama	1-3	0-0	0-0	1	2	2	0	0	0	0	8
Sneed, Shantrell	1-1	0-0	0-0	3	1	2	0	0	0	0	2
Totals	37-71	8-23	17-21	37	13	99	17	6	2	6	200

Virginia	FG-A	3P-A	FT-A	RB	PF	TP	A	TO	B	S	MIN
Littler, Lyndra*	6-13	1-1	0-0	6	1	13	0	3	0	0	39
Hartig, Kelly*	1-2	0-0	0-0	1	3	2	1	1	0	0	23
Mohammed, Aisha*	5-12	0-0	0-0	8	4	10	1	0	1	1	25
Morrer, Ariana*	3-5	0-2	2-2	3	1	8	1	1	0	0	19
Wright, Monica*	12-24	0-5	2-2	5	5	26	1	5	0	0	33
Edwards, Whitney	0-0	0-0	0-0	1	0	0	0	0	0	0	5
Millner, Britnee	2-3	0-0	1-2	1	3	5	2	1	0	2	19
London, Kristen	1-3	1-2	0-0	0	0	3	0	1	0	0	14
Edwards, Britney	0-0	0-0	0-0	0	0	0	0	0	0	0	1
Shine, Chelsea	2-3	0-0	2-2	2	4	6	0	2	2	1	22
Totals	32-65	2-10	7-8	32	21	73	6	14	3	4	200

Halftime: Cal 53, VA 35 FG%: Cal 52.1 VA 49.2 3P%: Cal 34.8, VA 20.0 FT%:Cal 81.0, VA 87.5 Officials: Brian Enterline, Lisa Jones, Scotty Hermann. Technical fouls: None. Attendance: 686

2009 (BOYLE)

NCAA SWEET SIXTEEN - TRENTON, N.J.

CONNECTICUT 77, CAL 53

March 29, 2009 – Sovereign Bank Arena – Trenton, N.J.

California	FG-A	3P-A	FT-A	RB	PF	TP	A	TO	B	S	MIN
Walker, Ashley*	8-16	3-4	2-2	7	3	21	0	4	0	1	38
Hampton, Devanej*	2-15	0-1	3-3	11	4	7	1	2	1	0	38
Vital, Natasha*	3-8	2-3	2-2	3	2	10	4	4	0	0	33
Greif, Lauren*	1-4	1-4	2-2	4	3	5	2	3	0	0	38
Gray-Lawson, Alexis*	3-9	2-4	2-2	1	3	10	5	0	0	0	39
Federico, Rachelle	0-0	0-0	0-0	0	0	0	0	0	0	0	2
Aguirre, Angelei	0-0	0-0	0-0	0	1	0	0	1	0	0	1
Adrian, Kelsey	0-4	0-2	0-0	0	0	0	0	0	1	0	6
Morris, Casey	0-0	0-0	0-0	0	0	0	0	0	0	0	1
N'diaye, Rama	0-0	0-0	0-0	0	0	0	0	0	0	0	2
Sneed, Shantrell	0-0	0-0	0-0	1	0	0	0	0	0	0	2
Totals	17-56	8-18	11-11	35	16	53	12	16	2	1	200

Connecticut	FG-A	3P-A	FT-A	RB	PF	TP	A	TO	B	S	MIN
Moore, Maya*	8-15	2-5	4-4	5	0	22	2	0	1	2	38
Charles, Tina*	2-5	0-0	1-2	8	3	5	2	3	3	0	23
Hayes, Tiffany*	9-10	5-6	5-6	5	2	28	7	0	0	2	39
Montgomery, Renee*	5-17	2-5	1-1	4	4	13	3	2	1	2	37
Greene, Kalana*	3-7	0-0	1-2	5	3	7	1	1	0	0	25
Williams, Tahirah	0-1	0-0	0-0	0	0	0	0	0	0	0	1
Fernandea, Jacquie	0-0	0-0	0-0	0	0	0	0	0	0	0	1
Gardler, Meghan	0-0	0-0	0-0	0	0	0	0	0	0	0	2
Dixon, Lorin	0-2	0-0	0-0	0	0	0	0	0	0	0	8
McClaren, Kalli	1-6	0-0	0-0	9	2	2	1	1	1	1	25
Kerns, Cassie	0-0	0-0	0-0	0	0	0	0	0	0	0	1
Totals	28-63	9-16	12-15	40	14	77	16	7	6	7	200

Halftime: Cal 33, UConn 35; FG%: Cal 30.4, UConn 44.4 3P%: Cal 44.4, UConn 56.3; FT%:Cal 100.0, UConn 80.0 Officials: Yarbrough, Susan Blauch, Karen Pence, Norma Jones. Technical fouls: None. Attendance: 6461

2012 (GOTTLIEB)

NCAA FIRST ROUND - SOUTH BEND, IND.

CAL 84, IOWA 74

March 18, 2012 – Purcell Pavilion – South Bend, Ind.

California	FG-A	3P-A	FT-A	RB	PF	TP	A	TO	B	S	MIN
Brandon, Gennifer*	4-9	0-0	3-5	6	2	11	0	1	1	0	22
Caldwell, Talia*	4-6	0-0	3-4	9	2	11	0	2	1	1	33
Boyd, Brittany*	4-9	1-4	6-11	6	2	15	8	2	0	6	32
Clarendon, Layshia*	5-12	0-5	6-7	2	1	16	5	1	0	1	36
Sherbert, Lindsay*	1-5	1-4	0-0	1	0	3	0	0	0	1	10
Jemerigbe, Afure	2-6	1-2	0-0	3	2	5	0	1	0	1	16
Pierre, Eliza	3-7	0-1	1-1	4	1	7	5	2	1	3	27
Gray, Reshanda	6-9	0-0	2-2	6	4	14	0	1	0	0	13
Hartman, Justine	1-3	0-0	0-0	1	2	2	0	1	1	0	11
Totals	30-66	3-16	21-30	41	16	84	18	11	4	13	200

Iowa	FG-A	3P-A	FT-A	RB	PF	TP	A	TO	B	S	MIN
Krei, Kelly*	4-8	3-5	3-4	3	2	14	0	0	1	1	38
Johnson, Morgan*	6-9	0-0	2-2	6	5	14	0	2	2	0	29
Whalin, Kamille*	7-14	1-4	0-0	0	4	15	4	5	0	1	31
Dixon, Melissa*	0-7	0-3	0-0	2	3	0	0	4	0	1	21
Logic, Samantha*	5-11	0-1	1-1	5	3	11	11	4	0	3	38
Hansen, Kalli	1-1	0-0	0-0	0	0	2	1	0	0	0	2
Nesbitt, Trisha	0-0	0-0	0-0	0	0	0	0	0	0	0	4
Taylor, Thealirra	6-7	1-1	1-1	6	3	14	2	3	0	1	26
Doolittle, Bethany	1-2	0-0	2-2	0	1	4	0	0	1	2	11
Totals	30-59	5-14	9-10	29	21	74	18	18	4	9	200

Halftime: Cal 42, Iowa 33; FG%: Cal 45.5, Iowa 50.8 3P%: Cal 18.8, Iowa 35.7; FT%:Cal 70.0, Iowa 90.0 Officials: Gina Cross, Michael Price, Metta Roberts. Technical fouls: None. Attendance: N/A

NCAA TOURNAMENT BOX SCORES

2012 (GOTTLIEB)

NCAA SECOND ROUND - SOUTH BEND, IND.

NOTRE DAME 73, CAL 62

March 20, 2012 – Purcell Pavilion – South Bend, Ind.

California	FG-A	3P-A	FT-A	RB	PF	TP	A	TO	B	S	MIN
Brandon, Gennifer*	3-6	0-0	3-4	12	3	9	1	2	0	2	32
Caldwell, Talia*	1-3	0-0	0-2	2	2	2	0	1	0	0	15
Boyd, Brittany*	4-9	0-1	1-3	0	5	9	4	5	0	1	22
Clarendon, Layshia*	7-13	3-5	0-1	1	4	17	4	5	0	3	39
Sherbert, Lindsay*	1-3	1-3	0-0	0	1	3	0	1	0	2	14
Jemerigbe, Afure	1-4	0-1	0-0	3	3	2	1	1	0	0	21
Pierre, Eliza	2-6	1-2	0-0	4	2	5	3	2	0	0	24
Gray, Reshanda	6-10	0-0	3-4	8	3	15	1	2	0	0	26
Hartman, Justine	0-2	0-0	0-0	0	0	0	1	0	0	0	7
Totals	25-56	5-12	7-14	35	23	62	15	19	0	8	200

Notre Dame	FG-A	3P-A	FT-A	RB	PF	TP	A	TO	B	S	MIN
Peters, Devereaux*	3-7	0-0	5-6	14	4	11	5	4	7	1	34
McBride, Kayla*	4-6	1-1	0-0	3	1	9	1	1	0	4	36
Diggins, Skylar*	9-15	0-1	3-6	2	1	21	4	0	0	2	38
Novosel, Natalie*	5-18	0-4	18-20	9	2	28	1	4	0	4	38
Mallory, Brittany*	1-3	0-2	0-1	2	2	2	0	1	0	2	35
Achonwa, Natalie	1-5	0-0	0-0	4	4	2	2	1	1	1	13
Miller, Fraderica	0-1	0-0	0-0	2	0	0	0	0	0	0	3
Turner, Kaila	0-1	0-1	0-0	0	1	0	0	0	0	0	3
Totals	23-56	1-9	26-33	40	15	73	13	13	8	14	200

Halftime: Cal 31, ND 31; FG%: Cal 44.6, ND 41.1 3P%: Cal 41.7, ND 11.1; FT%: Cal 50.0, ND 78.8 Officials: Michael Price, Sue Blauch, Gina Cross. Technical fouls: None. Attendance: 6519

2013 (GOTTLIEB)

NCAA SECOND ROUND - LUBBOCK, TEXAS

CAL 82, SOUTH FLORIDA 78 (OT)

March 25, 2013 – United Spirit Arena – Lubbock, Texas

California	FG-A	3P-A	FT-A	RB	PF	TP	A	TO	B	S	MIN
Brandon, Gennifer*	4-12	0-0	5-7	12	0	13	1	3	1	1	42
Caldwell, Talia*	2-5	0-0	2-6	5	1	6	3	1	0	1	24
Jemerigbe, Afure*	2-6	2-4	4-6	6	3	10	0	3	0	0	30
Boyd, Brittany*	4-15	0-4	4-8	8	5	12	8	3	1	3	42
Clarendon, Layshia*	10-19	3-5	4-8	3	2	27	4	2	0	1	45
Pierre, Eliza	0-0	0-0	0-0	1	2	0	1	0	0	2	18
Gray, Reshanda	6-10	0-0	2-4	5	4	14	0	1	0	0	24
Totals	28-67	5-13	21-39	47	17	82	17	13	2	8	225

USF	FG-A	3P-A	FT-A	RB	PF	TP	A	TO	B	S	MIN
Orehkova, Inga*	6-14	4-9	6-7	5	4	22	2	2	0	2	43
Jenkins, Alisia*	2-5	0-0	0-0	9	3	4	1	2	1	1	35
McDonald, Akila*	3-6	0-0	0-0	7	5	6	0	1	3	2	32
Smith, Andreell*	3-16	2-7	4-4	7	4	12	5	3	0	1	33
Smith, Andrea*	7-21	2-10	8-11	8	4	24	1	2	0	1	36
Saunders, Kaneisha	0-0	0-0	1-2	0	0	1	1	0	0	0	3
Conner, Tiffany	0-1	0-1	0-0	1	0	0	0	1	0	2	11
Williams, Courtney	4-7	0-1	0-0	4	3	8	3	1	0	1	20
Rowe, Caitlin	0-0	0-0	1-2	4	4	1	0	1	0	0	12
Naylor, Shavontae	0-0	0-0	0-0	0	0	0	0	0	0	0	0+
Totals	25-70	8-28	20-26	47	27	78	13	13	4	10	225

Halftime: Cal 37, USF 32; Regulation: Cal 70, USF 70 FG%: Cal 41.8, USF 35.7 3P%: Cal 38.5, USF 28.6; FT%: Cal 53.8, USF 76.9 Officials: Melissa Barlow, Darren Krezesnik, Bruce Morris. Technical fouls: USF-Rowe. Attendance: 2842

2013 (GOTTLIEB)

NCAA FIRST ROUND - LUBBOCK, TEXAS

CAL 90, FRESNO STATE 76

March 23, 2013 – United Spirit Arena – Lubbock, Texas

California	FG-A	3P-A	FT-A	RB	PF	TP	A	TO	B	S	MIN
Brandon, Gennifer*	8-16	0-0	1-1	12	2	17	0	1	2	1	27
Caldwell, Talia*	5-5	0-0	4-6	7	3	14	0	2	1	1	28
Jemerigbe, Afure*	2-9	1-3	2-2	3	1	7	5	3	1	2	24
Boyd, Brittany*	8-12	2-4	3-9	13	2	21	9	2	2	2	37
Clarendon, Layshia*	6-14	1-3	6-6	5	2	19	3	2	0	2	38
Pierre, Eliza	0-1	0-1	0-0	3	1	0	6	2	0	0	21
Gray, Reshanda	6-10	0-0	0-0	6	2	12	0	1	0	0	25
Totals	35-67	4-11	16-24	51	13	90	23	14	6	8	200

Fresno State	FG-A	3P-A	FT-A	RB	PF	TP	A	TO	B	S	MIN
Sheedy, Alex*	2-6	1-4	2-2	5	3	7	0	1	0	0	32
Farley, Bree*	3-8	1-1	0-0	4	2	7	3	1	0	0	31
Moore, Ki-Ki*	12-28	2-6	7-8	6	2	33	4	3	0	3	40
Moult, Rosie*	4-13	4-11	3-4	6	4	15	2	0	2	3	34
Thompson, Taylor*	4-12	3-6	0-0	5	4	11	5	3	0	2	40
Fox, Raven	0-0	0-0	0-0	0	0	0	0	0	0	0	0
Vandenbergh, Jacinta	0-0	0-0	0-0	0	3	0	0	0	0	0	8
Draper, Robin	1-1	1-1	0-0	0	2	3	0	1	0	1	15
Totals	26-68	12-29	12-14	28	20	76	14	10	2	9	200

Halftime: Cal 48, FS 41; FG%: Cal 52.2, FS 38.2 3P%: Cal 36.4, FS 41.4; FT%: Cal 66.7, FS 85.7 Officials: Melissa Barlow, Darren Krezesnik, Peter Contreras. Technical fouls: None. Attendance: 6062

2013 (GOTTLIEB)

NCAA SWEET SIXTEEN - SPOKANE, WASH.

CAL 73, LSU 63

March 30, 2013 – Spokane Arena – Spokane, Wash.

California	FG-A	3P-A	FT-A	RB	PF	TP	A	TO	B	S	MIN
Brandon, Gennifer*	5-12	0-0	7-10	13	3	17	0	1	0	0	35
Caldwell, Talia*	1-4	0-0	2-2	6	3	4	2	1	0	0	25
Jemerigbe, Afure*	3-8	1-3	0-0	5	0	7	0	1	0	0	24
Boyd, Brittany*	4-10	1-3	5-12	3	2	14	7	3	0	4	37
Clarendon, Layshia*	5-13	0-1	9-12	3	2	19	4	3	0	6	39
Pierre, Eliza	0-1	0-1	1-2	1	0	1	0	1	0	1	13
Gray, Reshanda	2-6	0-0	2-3	6	3	6	0	1	2	0	19
Lyles, Mikayla	2-4	1-3	0-0	0	1	5	0	0	0	1	8
Totals	22-58	3-11	26-41	42	14	73	13	11	2	12	200

LSU	FG-A	3P-A	FT-A	RB	PF	TP	A	TO	B	S	MIN
Lutley, Bianca*	2-10	0-2	1-2	8	4	5	3	3	0	0	32
Plaisance, Theresa*	5-18	0-2	5-5	12	5	15	1	3	0	1	35
McKinney, Shanece*	3-6	0-0	0-0	5	1	6	0	0	5	0	34
Webb, Adrienne*	7-12	1-3	0-0	1	4	15	3	3	0	1	37
Ballard, Danielle*	6-11	0-1	2-4	2	4	14	1	3	0	1	22
Youngblood, Derreya	0-0	0-0	0-0	4	2	0	0	1	0	0	9
Pedersen, Anne	1-1	0-0	0-0	0	1	2	0	0	0	0	5
Kenney, Jeanne	2-9	0-4	2-2	2	5	6	4	3	0	0	26
Totals	26-67	1-12	10-13	41	26	63	12	16	5	3	200

Halftime: Cal 26, LSU 26; FG%: Cal 37.9, LSU 38.8 3P%: Cal 27.3, LSU 8.3; FT%: Cal 63.4, LSU 76.9 Officials: Lisa Jones, Carla Fountain, Penny Davis. Technical fouls: None. Attendance: 6146

NCAA TOURNAMENT BOX SCORES

2013 (GOTTlieb)

NCAA ELITE EIGHT - SPOKANE, WASH.

CAL 65, GEORGIA 62 (OT)

April 1, 2013 - Spokane Arena - Spokane, Wash.

California	FG-A	3P-A	FT-A	RB	PF	TP	A	TO	B	S	MIN
Brandon, Gennifer*	0-7	0-0	0-0	6	1	0	0	1	0	0	24
Caldwell, Talia*	5-10	0-0	0-2	8	2	10	0	0	2	0	36
Jemerigbe, Afure*	6-15	2-9	0-2	8	1	14	1	3	2	1	40
Boyd, Brittany*	2-10	0-3	4-6	8	3	8	5	3	0	1	35
Clarendon, Layshia*	9-18	3-7	4-6	4	1	25	1	0	0	0	45
Pierre, Eliza	0-3	0-2	0-0	4	2	0	0	0	0	1	16
Gray, Reshanda	2-7	0-0	4-8	11	2	8	0	2	1	2	29
Totals	24-70	5-21	12-24	54	12	65	7	9	5	5	225

Georgia	FG-A	3P-A	FT-A	RB	PF	TP	A	TO	B	S	MIN
Armstrong, Anne*	5-7	2-2	0-0	6	1	12	2	0	2	0	31
Hassell, Jasmine*	3-10	0-0	1-2	5	4	7	0	0	0	1	34
James, Jasmine	4-14	0-2	3-5	7	5	11	5	3	0	1	43
Griffin, Tiaria*	2-13	1-8	2-2	2	3	7	1	1	0	1	34
Barbee, Shacobia*	4-10	0-3	6-9	10	2	14	0	2	0	3	41
Miller, Khaalidah	3-6	1-2	0-0	4	1	7	0	3	0	0	13
Donald, krista	1-1	0-0	0-0	1	1	2	1	1	0	1	14
Willis, Tamika	0-1	0-0	0-0	1	2	0	0	0	1	0	11
Ford, Erika	1-1	0-0	0-0	0	0	2	0	0	0	0	4
Totals	23-63	4-17	12-18	41	19	62	9	11	3	7	225

Halftime: Cal 21, UGA 26; Regulation: Cal 52, UGA 52 FG%: Cal 34.3, UGA 36.5 3P%: Cal 23.8, UGA 23.5; FT%: Cal 50.0, UGA 66.7 Officials: Brenda Pantoja, Cameron Inouye, Kyle Bacon. Technical fouls: None. Attendance: 5863

2013 (GOTTlieb)

NCAA FINAL FOUR - NEW ORLEANS, LA.

LOUISVILLE 64, CAL 57

April 7, 2013 - New Orleans Arena - New Orleans, La.

California	FG-A	3P-A	FT-A	RB	PF	TP	A	TO	B	S	MIN
Brandon, Gennifer*	6-11	0-1	0-1	9	1	12	1	1	0	1	30
Caldwell, Talia*	3-4	0-0	1-3	9	4	7	1	2	0	0	34
Jemerigbe, Afure*	3-11	1-5	0-2	2	3	7	2	1	1	2	31
Boyd, Brittany*	4-9	2-4	0-0	4	3	10	3	6	0	3	27
Clarendon, Layshia*	8-18	1-3	0-1	5	2	17	1	3	1	1	40
Pierre, Eliza	1-1	0-0	0-0	2	1	2	0	4	0	1	21
Gray, Reshanda	1-3	0-0	0-0	6	4	2	0	2	0	0	16
Lyles, Mikayla	0-2	0-2	0-0	0	1	0	0	0	0	0	1
Totals	26-59	4-15	1-7	38	19	57	8	19	2	8	200

Louisville	FG-A	3P-A	FT-A	RB	PF	TP	A	TO	B	S	MIN
Hammond, Sara	3-5	0-0	3-3	3	4	9	1	1	0	1	24
Valls, Sheronne	0-0	0-0	1-2	4	2	1	0	0	1	0	11
Slaughter, Antonita	6-11	6-10	0-0	1	2	18	1	1	0	0	38
Smith, Bria	6-7	0-0	5-6	6	1	17	2	8	0	3	33
Schimmel, Shoni	4-13	1-8	1-2	4	0	10	6	1	2	1	39
Harper, Shelby	0-0	0-0	0-0	0	0	0	0	0	0	0	0+
Walton, Cortnee	0-1	0-0	0-0	1	1	0	0	0	0	0	10
Deines, Megan	0-1	0-0	0-0	1	0	0	0	0	0	1	4
Schimmel, Jude	2-6	1-3	4-4	4	1	9	1	3	0	1	23
Reid, Monique	0-3	0-0	0-2	1	2	0	1	0	1	1	18
Totals	21-47	8-21	14-19	26	13	64	12	14	4	8	200

Halftime: Cal 37, Louisville 27; FG%: Cal 44.1, LOU 44.7 3P%: Cal 26.7, LOU 38.1; FT%: Cal 14.3, LOU 73.7 Officials: Tina Napier, Dennis DeMayo, Charles Gonzalez, Joe Vaszily. Technical fouls: None. Attendance:



NCAA TOURNAMENT RECORDS

POINTS

Cal: 99, vs. Virginia (73), 3/23/09

Opponent: 87, Long Beach State, 3/14/90

Combined: 172, Virginia (73), vs. Cal (99), 3/23/09

Cal Individual: 33, Trisha Stafford vs. Santa Clara, 3/18/92

Opp. Individual: 33, Ki-Ki Moore, Fresno State, 3/23/13

FIELD GOALS MADE

Cal: 37, vs. Virginia (73), 3/23/09

Opponent: 34, Vanderbilt, 3/20/93

Cal Individual: 14, Ashley Walker vs. Virginia, 3/23/09

Opp. Individual: 12, (2x), Ki-Ki Moore, Fresno State, 3/23/13

FIELD GOALS ATTEMPTED

Cal: 72, vs. Santa Clara, 3/18/92

Opponent: 70, (2x) last South Florida, 3/25/13

Cal Individual: 25, Trisha Stafford vs. Santa Clara, 3/18/92

Opp. Individual: 28, Ki-Ki Moore, Fresno State, 3/23/13

FIELD GOAL PERCENTAGE

Cal: 52.2, vs. Fresno State, 3/23/13 (35-67)

Opponent: 59.6, Vanderbilt, 3/20/93 (34-59)

Cal Individual: 100.0, Talia Caldwell vs. Fresno State, 3/23/13 (5-5)

Opp. Individual: 85.7, (2x) last Bria Smith, Louisville 4/7/13 (6-7)

3-POINT FIELD GOALS MADE

Cal: 8, twice, last vs. Virginia, 3/23/09

Opponent: 12, Fresno State, 3/23/13

Cal Individual: 4, Alexis Gray-Lawson vs. Virginia, 3/23/09

Opp. Individual: 6, Tntonita Slaughter, Louisville, 4/7/13

3-POINT FIELD GOALS ATTEMPTED

Cal: 23, vs. Virginia, 3/23/09

Opponent: 29, Fresno State, 3/23/13

Cal Individual: 10, Alexis Gray-Lawson, vs. Virginia, 3/23/09

Opp. Individual: 11, Rosie Moul, Fresno State, 3/23/13

3-POINT FIELD GOAL PERCENTAGE

Cal: 44.4, vs. Connecticut, 3/29/09 (8-18)

Opponent: 66.7, Vanderbilt, 3/20/93 (4-6)

Cal Individual: 100.0, Krista Foster vs. Notre Dame, 3/18/07 (2-2)

Opp. Individual: 83.3, Tiffany Hayes, Connecticut, 3/29/09

FREE THROWS MADE

Cal: 26, vs LSU, 3/30/13

Opponent: 31, Long Beach State, 3/14/90

Cal Individual: 11, Trisha Stafford vs. Santa Clara, 3/18/92

Opp. Individual: 18, Natalie Novosel, Notre Dame, 3/20/12

FREE THROWS ATTEMPTED

Cal: 41, vs LSU, 3/30/13

Opponent: 40, Long Beach State, 3/14/90

Cal Individual: 14, Devanei Hampton vs. San Diego, 3/22/08

Opp. Individual: 20, Natalie Novosel, Notre Dame, 3/20/12

FREE THROW PERCENTAGE

Cal: 1.000, vs. Connecticut, 3/29/09 (11-11)

Opponent: 87.5, Virginia, 3/23/09 (7-8)

Cal Individual: 100.0, (2x), Ashley Walker vs. George Washington, 3/24/08 (7-7) & Layshia Clarendon vs. Fresno State, 3/23/13 (6-6)

Opp. Individual: 100.0, Theresa Plaisance, LSU, 3/30/13

REBOUNDS

Cal: 54, vs Georgia, 4/1/13

Opponent: 48, St. John's, 3/19/06

Cal Individual: 14, Kesha Martin vs. Kansas, 3/17/93

Opp. Individual: 14, (2x), Devereaux Peters, Notre Dame, 3/20/12

PERSONAL FOULS

Cal: 29, vs. Long Beach State, 3/14/90

Opponent: 26, LSU, 3/30/13

ASSISTS

Cal: 27, vs. Long Beach State, 3/14/90

Opponent: 21, Long Beach State, 3/14/90

Cal Individual: 9, (2x), Brittany Boyd vs Fresno State, 3/23/13

Opp. Individual: 11, Samantha Logic, Iowa, 3/18/12

STEALS

Cal: 17, vs. San Diego, 3/22/08

Opponent: 14, Notre Dame, 3/20/12

Cal Individual: 6, (2x) Layshia Clarendon vs LSU, 3/30/13

Opp. Individual: 4, (3x), Kayla McBride and Natalie Novosel, Notre Dame, 3/20/12

BLOCKS

Cal: 6, (2x), last vs Fresno State, 3/23/13

Opponent: 8, Notre Dame, 3/20/12

Cal Individual: 3, (3x), Ashley Walker vs Fresno State, 3/21/09

Opp. Individual: 7, Devereaux Peters, Notre Dame, 3/20/12

SINGLE-GAME PERFORMANCES

POINTS

33	Trisha Stafford	vs Santa Clara	3/18/92
27	Layshia Clarendon	vs South Florida	3/25/13
25	Layshia Clarendon	vs Georgia	4/1/13
22	Devanei Hampton	vs Virginia	3/23/09
22	Alexis Gray-Lawson	vs Virginia	3/23/09
22	Devanei Hampton	vs San Diego	3/22/08

REBOUNDS

14	Kesha Martin	vs Kansas	3/17/93
13	Gennifer Brandon	vs LSU	3/30/13
13	Brittany Boyd	vs Fresno State	3/23/13
13	Ashley Walker	vs Notre Dame	3/18/07
12	Gennifer Brandon	vs South Florida	3/25/13
12	Gennifer Brandon	vs Fresno State	3/23/13
12	Gennifer Brandon	vs Notre dame	3/20/12
12	Ashley Walker	vs San Diego	3/22/08
12	Trisha Stafford	vs Santa Clara	3/18/92

ASSISTS

9	Brittany Boyd	vs Fresno State	3/23/13
9	Lauren Greif	vs Virginia	3/23/09
8	Brittany Boyd	vs South Florida	3/25/13
8	Brittany Boyd	vs Iowa	3/18/12
8	Natasha Vital	vs San Diego	3/22/08
8	Monica Wiley	vs Long Beach State	3/14/90

STEALS

6	Layshia Clarendon	vs LSU	3/30/13
6	Brittany Boyd	vs Iowa	3/18/12
5	Devanei Hampton	vs Virginia	3/23/09
5	Ingrid Dixon	vs Kansas	3/17/93
5	Trisha Stafford	vs Santa Clara	3/18/92

BLOCKS

3	Ashley Walker	vs Fresno State	3/21/90
3	Ingrid Dixon	vs Kansas	3/17/93
3	Auli Gronroos	vs Long Beach State	3/14/90
3	Talia Caldwell	vs Georgia	4/1/13
2	Afure Jemerigbe	vs Georgia	4/1/13
2	Reshanda Gray	vs LSU	3/30/13
2	Gennifer Brandon	vs Fresno State	3/23/13
2	Brittany Boyd	vs Fresno State	3/23/13
2	Trisha Stafford	vs Santa Clara	3/18/92

2013-14 BEAR FACTS

UNIVERSITY INFORMATION

Location	Berkeley, Calif.
Founded	1868
Enrollment	36,142
Nickname	Golden Bears
Colors	Blue (282) and Gold (123)
Mascot	Oski
National Affiliation	NCAA Division I
Conference	Pacific-12
Chancellor	Nicholas Dirks
Director of Athletics	Sandy Barbour
Home Court	Walter A. Haas Jr. Pavilion (148-74 / .667)
Capacity	11,877

BASKETBALL STAFF

Head Coach	Lindsay Gottlieb (3rd year at Cal)
Alma Mater	Brown, 1999
Record at Cal	78-23 (.772)
Career Record.....	134-62 (.684), 6th year
Assoc. Head Coach	Charmin Smith (7th year at Cal)
Assistant Coach	Kai Felton (3rd year at Cal)
Assistant Coach	Katy Stedding (2nd year at Cal)
Director of Operations	Jill Culbertson
Asst. Dir. of Operations	Meagan Edwards
Video Coordinator	Erik Williams
Athletic Trainer	Nakiesha Brooks-Davis
Strength & Conditioning Coach	Hank Behrens
Office Phone	(510) 642-9448

ATHLETIC COMMUNICATIONS

Women's Basketball Contact	Miquel Jacobs
Cell Phone (Preferred)	(510) 316-7401
E-Mail	jacobsm2@berkeley.edu
Mailing Address	349 Haas Pavilion
.....	Berkeley, CA 94720
Cal Athletic Ticket Office	(800) GO-BEARS
Website	www.CalBears.com

BASKETBALL HISTORY

First Season of Basketball	1973-74
All-Time Record	641-535 (.545)
All-Time Pac-10/Pac-12 Record	224-277 (.447)
All-Time Postseason Record	21-17 (.553)
NCAA Appearances	9 (9-9 / .500)
..... '90, '92, '93, '06, '07, '08, '09, '12, '13	
WNIT Appearances	6 (12-8 / .600)
Pac-10 / Pac-12 Championships	1 (2013)
All-Conference Overall Selections	90 (28 FR)
All-America Individuals	17

2012-13 SEASON REVIEW

Overall Record	32-4
Conference Record, Finish	17-1, T-1st
Home Record	15-1
Away Record	12-1
Neutral Site Record	5-2
Final Ranking	No. 6
Postseason Finish	NCAA Final Four

2013-14 TEAM INFORMATION

Letterwinners Returning / Lost	7 / 3
Starters Returning / Lost	3 / 2
Newcomers	6
Class Breakdown (Sr. / Jr. / So. / Fr.)	4 / 0 / 5 / 4
Position Breakdown (G / F)	7 / 6

SEASON RECAP: Under third year head coach **Lindsay Gottlieb**, California went through its second consecutive season as an AP and USA Today Coaches' Poll Top 25 team from the preseason to the final poll of the regular season. The Bears battled through a tough schedule despite not having its full, 12-player roster available until the final eight games of the regular season and emerged with a 21-9 overall record and a program-best third consecutive top two finish in the Pac-12 standings. Despite missing 2012-13 All-American **Gennifer Brandon** for a third of the season and seeing starters **Brittany Boyd** and **Justine Hartman** miss games do to injury, the Bears navigated their way to a 13-5 mark in the five-bid Pac-12 and lost only two games this season to teams not ranked or receiving votes in the final AP regular season - both of those instances coming with an All-American candidate not playing (Brandon at George Washington and Boyd against Washington).

BOYD NAMED LIEBERMAN AWARD FINALIST: Junior guard **Brittany Boyd** has been named as one of five finalists for the Nancy Lieberman Award which recognizes the top point guard in women's Division I. Candidates exhibit the floor leadership, play-making and ball-handling skills of Hall of Famer Nancy Lieberman. Boyd is joined on the list by Odyssey Sims (Baylor), Jerica Coley (FIU), Moriah Jefferson (UConn) and Heather Butler (UT-Martin).

FOUR BEARS EARN ALL-PAC-12 HONORS: Juniors **Brittany Boyd** and **Reshanda Gray** were each named to the All-Pac-12 team with senior **Afure Jemerigbe** and freshman **Courtney Range** earning honorable mention status. Boyd was also named to the All-Defensive team with Jemerigbe also earning honorable mention status for the award. Range rounded out the honors as an honorable mention to the All-Freshman team. **California's four combined selections to the All-Pac-12 First Team and Honorable Mention list are the most in the conference.**

TRIPLE-DOUBLE BOYD: **Brittany Boyd** earned her elusive triple-double against Washington State in Berkeley after putting up a stat line of 13 points, 14 rebounds and 11 assists - becoming the second player to record a triple-double in program history (**Eliza Sokolowska** put up 13 points, 15 assists and 10 steals against Arizona State on Feb. 9, 1995). **Boyd becomes the 13th player in Pac-12 history to achieve the feat and is the 17th player in the NCAA this season to register a triple-double.** The feat comes after twice falling one stat shy of a triple-double this season - the first against USC (Jan. 26) with 17 points, 13 rebounds and 9 assists and the second at Washington (Feb. 7) with 14 points, 9 rebounds and 9 assists.

GRAY GOES FOR 40: Junior forward **Reshanda Gray** had the game of her career against Washington State when she put up a career-high 43 points on a 17-of-20 effort from the field. Gray, who also pulled down a career-high 16 rebounds in the game, scored 32 points in the first half and came just four points shy of the California single-game record of 47 set by Alexis Gray-Lawson against Oregon State (Jan. 23, 2010). Her 43 points are the most by a player in the Pac-12 this season and are **the second-most scored by a post player in the NCAA this season** (Alexandra Williams of St. Francis PA scored 47 against Wagner and Sacred Heart).

JEMERIGBE'S JUMPER: Senior **Afure Jemerigbe** has been an improved scorer for the Golden Bears this season and has been one of the most clutch performers for Cal since the start of Pac-12 play. Against Colorado, Jemerigbe hit the game-winning field goal with six seconds remaining, and the Stockton native scored 16 points at Arizona State with **Brittany Boyd** and **Reshanda Gray** in foul trouble. Jemerigbe has set a new career-high four times this season - **1)** against USC when she matched her then-career-high with 17 points, **2)** at Stanford and Washington State with 18 each, **3)** in Cal's victory over No. 15 Arizona State when she led all scorers with 23 points and **4)** against Washington in the finale when she scored 24 points on the back of a career-best 5-of-11 effort from the 3pt line.

THE COUNTRY'S ELITE PG: Junior **Brittany Boyd** has steadily established herself as one of the most elite point guards in the country and is one of the rare floor generals that puts up significant numbers in all three major offensive categories - points, rebounds and assists. Boyd - who averages 14.5 points, 6.8 rebounds and 5.9 assists - is **one of just three players in the country averaging at least 14 points, 6 rebounds and 5 assists** alongside Erin Rooney of Fordham (17.5 ppg, 7.2 rpg, 5.2 apg) and Dequesha McClanahan of Winthrop (17.6 ppg, 6.5 rpg, 6.6 apg).

CHALLENGING SCHEDULE: California has played four regular season games against RPI Top 4 teams - the most by any team in the country this season. The Bears played No. 2 Connecticut in the Maggie Dixon Classic at Madison Square Garden, back-to-back games against No. 3 Stanford and No. 4 Duke in the season-opening weekend at Haas Pavilion.

BRANDON BECOMES ALL-TIME LEADER: Senior **Gennifer Brandon** pulled down 20 rebounds at Washington State and in the process became California's all-time rebounding leader. Brandon now has 1198 career boards after passing **Ashley Walker** (1117) for the top spot in the Golden Bear record book. Brandon also has the top two single season marks in Cal history as well. She also sits No. 6 on the Pac-12 all-time list.

2013-14 CAL SUPERLATIVES

OVERALL

Overall Record	21-9
Pac-12 Conference	13-5
Home	10-4
Away	8-3
Neutral	2-2

Leading at Halftime	16-2
Trailing at Halftime	4-7
Tied at Halftime	1-0

Score Fewer Than 60 points	2-3
Score 60 points or more.....	19-6
Score 70 points or more	13-3
Score 80 points or more	3-1
Games Decided by 10 points or less.....	8-4

Against Ranked Opponents	2-5
Against Unranked Opponents	19-4

On Television	15-8
---------------------	------

On Friday.....	7-4
On Sunday	10-3
Other Days	4-2

AGAINST OPPONENTS

Post Higher Shooting Percentage	17-2
Post Lower Shooting Percentage	4-7
Same Shooting Percentage	0-0

Post More Rebounds	15-4
Post Fewer Rebounds	5-4
Same Rebounds as Opponent	1-1

Commit More Turnovers	11-8
Commit Fewer Turnovers	7-1
Same Turnovers as Opponent	3-0

Dish More Assists	8-3
Dish Fewer Assists	8-5
Same Assists as Opponent	5-1

MISCELLANEOUS

Longest Win Streak	W7
Longest Losing Streak	L2
Current Active Streak	L1

Bench Points	17.4 ppg (521 pts)
Second-Chance Points	11.9 ppg (356 pts)
Points in the Paint.....	34.7 ppg (1040 pts)

Most Points in a Half	50 (2nd, vs Idaho; 2nd at WSU)
Fewest Points in a Half	18 (1st, at Colorado)

LYLES NAMED ROBIN ROBERTS AWARD WINNER: Cal senior **Mikayla Lyles** has been selected as the 2014 recipient of the Robin Roberts/WBCA Broadcasting Scholarship, a \$4,500 scholarship that is presented annually to one female collegiate basketball player who intends to pursue graduate work and a career in sports communications or journalism. Off the court, Lyles has served as an ESPNW blogger, worked as a reporter for Comcast Sports Net, taught a class at Cal entitled "Story of the Student-Athlete", collaborated on the multimedia website ThisIsCalBasketball.com and participated in awareness and inclusion projects such as "Br{ache The Silence" and her own "We A.R.E. Pride" event. Lyles will formally be recognized during the WBCA Awards Show, which will be held at 5:30 p.m. CT on Monday, April 7, in the Omni Nashville Hotel's Broadway Ballroom.

BEARS FINDING THEIR STROKE: Cal began the season with an offensive output towards the lower end of the conference and as a result on the season Cal enters the NCAA tournament averaging 70.4 points (7th in Pac-12) while shooting .398 from the field (7th), .278 from beyond the arc (12th) and .661 from the free throw line (11th). However, since the start of Pac-12 play, Cal's been one of the league's better-shooting teams. The chart below portrays Cal's offensive numbers at the end of non-conference play and in Pac-12 only games.

NON-CONFERENCE ONLY GAMES			PAC-12 ONLY GAMES		
Stat	California Actual	P-12 Rank	Stat	California Actual	P-12 Rank
Points Per Game	67.0	9th	Points Per Game	71.8	4th
Field Goal %	.372	12th	Field Goal %	.414	3rd
3PT Field Goal %	.233	12th	3PT Field Goal %	.327	7th
Free Throw %	.669	9th	Free Throw %	.649	11th

BOYD JOINS ELITE COMPANY IN MIDSEASON WATCH LISTS: Junior guard **Brittany Boyd** has recently been named to the Nancy Lieberman Award watch list (one of 22), the Wooden Award Midseason Top 20* (one of 21), the Dawn Staley Award watch list (one of 16), the Naismith Midseason Watch List (one of 30) and the Wade Trophy watch list. The Lieberman recognizes the top point guard in women's NCAA Division I college basketball, the Wooden is awarded to the top overall player in college basketball, the Dawn Staley Award recognizes the nation's top guard, and the Naismith and Wade Trophy both recognize the top player overall. *Boyd is one of just four players in the country named to all five midseason lists - joining Jerica Coley (FIU), Bria Hartley (UConn) and Odyssey Sims (Baylor) with that distinction.*

GIVE IT TO GRAY: Junior forward **Reshanda Gray** currently is second in the Pac-12 in field goal percentage at .604 (200-of-331) and ranks 5th nationally in the category. Gray's production will be a note to watch throughout the postseason with the California single-season record currently set at .624 (78-of-125) by **Sophie von Saldern** in the 1992-93 season.

BOYD FIGHTS THROUGH INJURY: **Brittany Boyd** left the home game against Arizona with 14:29 remaining after injuring her ankle when running into a screen. The Bears led 54-32 at the time, and **Mercedes Jefflo** helped take over point guard duties as the Bears rolled to a 65-49 victory. In the win over No. 15 Arizona State two days later, Boyd returned to action and started for the Bears, scoring 21 points to go with 8 rebounds, 6 assists and 3 steals. Boyd then missed the California season-finale against Washington due to a mild knee sprain, but the All-American candidate point guard played in the Pac-12 quarterfinal.

BRANDON BACK TO FORM: Senior **Gennifer Brandon** returned to action against Oregon after missing 10 games since playing nine minutes against then-No. 2 Duke on Nov. 10. Despite two months out of game action, Brandon scored nine points with eight rebounds in 22 minutes - in the process becoming the 24th Golden Bear to score 1,000 career points. After shaking off the two-months off rust, Brandon has returned to her All-American form beginning with Cal's game against USC on Jan. 24 when she put up 11 points and 11 rebounds. *In California's 13 games since Brandon reclaimed her All-American form, the senior is averaging 10.0 points and 10.1 rebounds while shooting .398 from the field.*

BEARS RISE PAC-12 ALL-TIME RECORD BOOKS: California's **Gennifer Brandon** and **Brittany Boyd** are steadily rising up the Pac-12 all-time record books. With 1198 career rebounds, *Brandon is just 16 shy of matching Lisa Leslie (USC) for 5th all-time* and 28 shy of Nnemkadi Ogumike (Stanford) for fourth all-time. Boyd is steadily approaching the top 10 lists for career steals. With 264 career thefts, *Boyd is 10 shy of matching Nicole Anderson (UCLA, 1990-93) for 10th all-time* and 24 shy of Michelle Greco (UCLA, 1999-03) for fifth all-time.

PAC-12 ALL-TIME REBOUNDS			PAC-12 ALL-TIME STEALS		
Rank	Name (School)	Number	Rank	Name (School)	Number
1	Chiney Ogumike (Stanford)	1337	1	Lisa Willis (UCLA)	372
2	Kayla Pedersen (Stanford)	1266	2	Nikki Blue (UCLA)	325
3	Jayne Appel (Stanford)	1263	3	Tammy Story (USC)	309
4	Nnemkadi Ogumike (Stanford)	1226	4	Dee-Dee Wheeler (Arizona)	304
5	Lisa Leslie (USC)	1214	5	Michelle Greco (UCLA)	288
6	Gennifer Brandon (CAL)	1198	6	Courtney Johnson (CAL)	286
7	Ify Ibekwe (Arizona)	1194	7	Candice Wiggins (Stanford)	281
8	Tina Thompson (USC)	1168	8	Sonja Henning (Stanford)	280
9	Nicole Powell (Stanford)	1143	9	Margo Evasevski (OSU)	276
10	Natalie Williams (UCLA)	1137	10	Nicole Anderson (UCLA)	274
			-	Brittany Boyd (CAL)	264

2013-14 INDIVIDUAL MISC. STATS

DOUBLE-DOUBLES	2013-14	CAREER	13-14 LAST
Gennifer Brandon	7	41	vs WSU
Reshanda Gray	15	19	Washington
Brittany Boyd	3	10	WSU
Courtney Range	2	2	Oregon

20+ POINTS	2013-14	CAREER	13-14 LAST
Reshanda Gray	12	14	vs WSU
Brittany Boyd	7	9	ASU
Gennifer Brandon	1	5	vs WSU
Afure Jemerigbe	2	2	Washington

10+ REBOUNDS	2013-14	CAREER	13-14 LAST
Gennifer Brandon	9	48	vs WSU
Reshanda Gray	15	20	Washington
Courtney Range	6	6	Oregon
Brittany Boyd	3	7	WSU
Mercedes Jefflo	1	1	Idaho

5+ ASSISTS	2013-14	CAREER	13-14 LAST
Brittany Boyd	20	51	WSU
Afure Jemerigbe	4	5	vs WSU
Mikayla Lyles	-	1	-

3+ STEALS	2013-14	CAREER	13-14 LAST
Brittany Boyd	15	41	@USC
Gennifer Brandon	1	9	@Utah
Mercedes Jefflo	5	5	Washington
Afure Jemerigbe	-	4	-
Mikayla Lyles	1	2	Idaho

3+ BLOCKS	2013-14	CAREER	13-14 LAST
Gennifer Brandon	1	7	WSU
Courtney Range	2	2	Idaho
Reshanda Gray	1	2	vs WSU
Mercedes Jefflo	1	1	vs WSU

2013-14 BEARS IN THE NCAA STATS

(AS OF 3/19/13)

CATEGORY	ACTUAL	P-12	NCAA	CONF/GAMES
Scoring Offense	70.4	7	105	71.8 (T-4)
Scoring Defense	65.8	7	134	67.2 (8)
Scoring Margin	+4.6	5	108	+4.6 (3)
FG %	.398	7	200	.414 (3)
3FG %	.278	12	262	.327 (7)
FT %	.661	11	272	.669 (11)
Rebound Margin	+5.5	4	50	+6.7 (2)
Assists/Game	12.6	10	231	12.2 (T-8)
Turnovers/Game	15.0	6	103	14.8 (8)
Turnover Margin	-0.6	10	199	-1.5 (10)
Assist/Turnover Ratio	+0.8	10	166	+0.8 (10)
Steals/Game	7.4	7	169	6.7 (7)
R. Gray - Points/Gm	17.6	11	104	18.3 (7)
B. Boyd - Points/Gm	14.5	15	-	17.3 (13)
A. Jemerigbe - Points/Gm	11.9	21	-	12.3 (19)
R. Gray - Rebounds/Gm	9.0	6	84	10.6 (3)
B. Boyd - Rebounds/Gm	6.8	14	-	7.4 (12)
C. Range - Rebounds/Gm	6.4	19	-	-
G. Brandon - Rebounds/Gm	8.3	-	-	8.9 (9)
R. Gray - FG%	.604	2	5	.592 (3)
M. Lyles - 3FG%	.337	-	-	.429 (7)
A. Jemerigbe - FT%	.785	6	173	.750 (10)
R. Gray - FT%	.743	9	-	.741 (12)
B. Boyd - Assists/Gm	5.8	1	27	5.8 (1)
B. Boyd - Steals/Gm	2.9	1	12	2.7 (2)

FROM RANGE: Freshman **Courtney Range** had a breakout weekend in LA, hitting 5-of-9 from beyond the arc in games at UCLA and USC. Heading into the weekend, Range had made just 1 of her first 21 career three-point attempts. The stroke seems to be coming on for the freshman. After beginning the season missing her first 18 attempts, Range is 8-of-19 (.421) in Cal's last seven games from beyond the arc - the best percentage of any Bear over that span.

THE 1,000 CLUB: Earlier this season, **Gennifer Brandon** became the 24th (vs Oregon) and **Brittany Boyd** (at ASU) became the 25th members of the California 1,000-point club. With a 24-point outing at Washington State, junior **Reshanda Gray** became the 26th member of the club. **California is now the only team in the Pac-12 with three 1,000-point scorers** on their current roster, and **Afure Jemerigbe** is knocking on the door with 951 career points. The last time the Bears had three concurrent 1,000-point scorers was at the end of the 2009 season when **Alexis Gray-Lawson**, **Ashley Walker** and **Devanei Hampton** all were at the mark.

CALIFORNIA DOUBLE-DOUBLES: Junior **Reshanda Gray** leads Cal with 16 double-doubles (including eight consecutive to cap the regular season) while senior **Gennifer Brandon** has seven, freshman **Courtney Range** has three on the year and **Brittany Boyd** has two. Gray's most recent effort was a 16-point, 16-rebound outing against Washington; Brandon's was her 20-point, 10-rebound game vs WSU in the Pac-12 quarterfinal; Range's last came with her 12-point, 13-rebound game against Oregon and Boyd's was her 13-point, 14-rebound, 11-assist triple double effort against Washington State.

BOYD'S THEFTS: Junior **Brittany Boyd** has always been on track to take over the California record for career steals after already holding the single-game record of 10 thefts - a feat she has achieved twice in her first two seasons. Boyd is currently just 31 steals shy of tying Mazetta Grant's Cal record of 295, and the Berkeley native is well on her way with an **average of 2.9 steals per game that ranks No. 12 in the NCAA** and is tops in the Pac-12 this season.

With 83 steals on the season, **Boyd could potentially make a run at the California single-season steals record of 100** set by **Eliza Sokolowska** in the 1994-95 season. The junior already has the No. 3 (92, 2012-13), No. 6 (89, 2011-12) and No. 8 (83, 2013-14) marks in program-history.

CHARITY WORK: In addition to overall higher numbers in Pac-12 play, the Bears have been a vastly improved free throw shooting team since the beginning of conference play. Three times this season have the Bears set a new Gottlieb-era record for free throw percentage. Cal went 13-of-17 (.765) from the line at Utah to set the record before one-upping that effort with a 23-of-29 (.793) effort at Arizona led by **Brittany Boyd's** 15-of-17 line. California once again set a Gottlieb-era high after hitting 20-of-24 (.833) free throws against UCLA.

CLASSIC GOLDEN BEAR DEFENSE: California limited Arizona to just 49 points in their second win against the Wildcats, the lowest point total allowed this season - besting the 51 points allowed against Long Beach State, Northwestern and Bakersfield. The last time the Bears held an opponent to under 50 points total was a 72-45 win against Oregon last season on Feb. 3, 2013.

BOYD BECOMES SECOND BEAR TO MATCH FEAT: Junior **Brittany Boyd** cracked the California Top 5 list for steals after her four-steal effort at Arizona to make her **just one of two Golden Bears to sit in the top five in both assists and steals (Mazetta Grant)** - No. 2 in assists at 521 and No. 1 in steals at 295 from 1979-84). Boyd currently sits third on the steals list at 264 and is third on the assists list at 489.

BRANDON JOINS ELITE COMPANY: Senior **Gennifer Brandon** became just the fourth Golden Bear to hit the 1,000-point, 1,000-rebound milestone after her nine point, eight rebound outing against Oregon (Jan. 5). The 24th Golden Bear to score 1,000 career points, Brandon (1005p-1044r) joined the elite list of **Talia Caldwell** (1000p-1007r), **Colleen Galloway** (2320p-1029r) and **Ashley Walker** (2142p-1117r) as Bears with 1000-1000.

BOYD GOES 15-OF-17 FROM FREE THROW LINE: Junior **Brittany Boyd** went a strong 15-of-17 from the free throw line in California's 79-64 win at Arizona. Her 15 made free throws were just two shy of the program-record of 17 last set by Alexis Gray-Lawson against Oregon State (Jan. 23, 2010).

SIGNEES COWLING AND GREEN NAMED McDONALDS & WBCA ALL-AMERICANS: The future of the California program remains bright with signees **Mikayla Cowling** (Benecia, Calif. / 6-2 / Winger) and **Gabby Green** (Oakland, Calif. / 6-1 / Guard) both named McDonald's All-Americans and WBCA All-Americans. Cowling and Green of St. Mary's in Berkeley are the only high school teammates to earn both of the prestigious honors this season. Twenty-four girls were selected for the McDonald's All-American game that will take place April 2 at the United Center in Chicago, and California was one of six programs with at least two selections.

2013-14 STARTING LINEUPS

OPPONENT	1	2	3	4	5
LBSU	Boyd	Jefflo	Jemerigbe	Gray	Hartman
Duke	Boyd	Jefflo	Jemerigbe	Gray	Hartman
<i>George Wash.</i>	<i>Boyd</i>	<i>Jefflo</i>	<i>Jemerigbe</i>	<i>Range</i>	<i>Gray</i>
Georgetown	Boyd	Jefflo	Jemerigbe	Range	Gray
Northwestern	Boyd	Jefflo	Jemerigbe	Range	Gray
Wake Forest	Boyd	Jefflo	Jemerigbe	Range	Gray
Idaho	Boyd	Jefflo	Jemerigbe	Range	Gray
Pacific	Boyd	Jefflo	Jemerigbe	Range	Gray
Bakersfield	Boyd	Jefflo	Jemerigbe	Range	Gray
<i>UConn</i>	<i>Boyd</i>	<i>Ben-Abd.</i>	<i>Jemerigbe</i>	<i>Range</i>	<i>Gray</i>
<i>Lafayette</i>	<i>Boyd</i>	<i>Ben-Abd.</i>	<i>Jemerigbe</i>	<i>Gray</i>	<i>Hartman</i>
Oregon State	Boyd	Ben-Abd.	Jemerigbe	Gray	Hartman
Oregon	Boyd	Ben-Abd.	Jemerigbe	Gray	Hartman
<i>Colorado</i>	<i>Boyd</i>	<i>Jemerigbe</i>	<i>Range</i>	<i>Gray</i>	<i>Hartman</i>
Utah	Boyd	Jemerigbe	Range	Gray	Hartman
<i>Arizona State</i>	<i>Boyd</i>	<i>Jefflo</i>	<i>Jemerigbe</i>	<i>Gray</i>	<i>Hartman</i>
Arizona	Boyd	Jefflo	Jemerigbe	Gray	Hartman
USC	Boyd	Jefflo	Jemerigbe	Gray	Hartman
UCLA	Boyd	Jefflo	Jemerigbe	Gray	Hartman
<i>Stanford</i>	<i>Boyd</i>	<i>Lyles</i>	<i>Jemerigbe</i>	<i>Gray</i>	<i>Hartman</i>
Stanford	Boyd	Lyles	Jemerigbe	Gray	Hartman
Washington	Boyd	Lyles	Jemerigbe	Gray	Hartman
WSU	Boyd	Lyles	Jemerigbe	Gray	Hartman
Arizona	Boyd	Lyles	Jemerigbe	Gray	Hartman
Arizona State	Boyd	Lyles	Jemerigbe	Gray	Hartman
UCLA	Boyd	Lyles	Jemerigbe	Gray	Hartman
USC	Boyd	Lyles	Jemerigbe	Gray	Hartman
WSU	Boyd	Lyles	Jemerigbe	Gray	Hartman
<i>Washington</i>	<i>Jefflo</i>	<i>Lyles</i>	<i>Jemerigbe</i>	<i>Gray</i>	<i>Hartman</i>
<i>WSU</i>	<i>Boyd</i>	<i>Lyles</i>	<i>Jemerigbe</i>	<i>Gray</i>	<i>Hartman</i>

COURTNEY'S RANGE: Freshman **Courtney Range** has had a strong start to her collegiate career with a 5.6 point and 6.4 rebound per game average - highlighted by her 12-point, 13-rebound outing against Oregon. Range, who creates mismatch problems since taking over at her natural '3' position against Colorado - has led in the Bears in rebounding in nine games this season.

BEN ABDELKADER RETURNS HOME: Freshman **Hind Ben Abdelkader** has decided to leave the Golden Bears' women's basketball program and return to Belgium to be closer to her family. Ben Abdelkader left the program on Monday, February 3.

GOLDEN BEAR REDEMPTION: **Reshanda Gray** was held scoreless for just the second time in her career after going 0-for-3 at Stanford Thursday - coincidentally mirroring her previous scoreless effort which was an 0-for-3 game at Stanford last season. Afterwards, Gray followed the example set by teammate **Brittany Boyd** earlier this season by scoring seven points and five rebounds in Cal's next game. Against Northwestern, Boyd was held scoreless for the first time in her career after going 0-for-5 with three rebounds, two assists and 1 steal before fouling out in 14 minutes of play. Boyd bounced back from that outing to win the Nugget Classic Tournament MVP honors by averaging 14 points, 5.5 rebounds and 7.0 assists in wins against Wake Forest and Idaho.

GRAY'S 30 POINT PARTY: All-American candidate **Reshanda Gray** posted her first 30+-point outing against Oregon with her 33-point, 13-rebound effort - besting her previous career-high by nine points (24pts vs George Washington, 11/15/13) - before once again hitting the 30-point plateau with her 32-point, 15-rebound effort against UCLA. Gray is just the ninth Golden Bear to score at least 33 points in a game and her outing made her the first Golden Bear to score at least 30 points in a game since **Alexis Gray-Lawson** scored a California record 47 points at Oregon State on Jan. 23, 2010.

DUNN IMPRESSES IN DEBUT: Junior forward **Kyra Dunn** has blocked eight shots total in all 10 games of her California career since making her Golden Bear debut against UConn at Madison Square Garden. A transfer from Pittsburgh, Dunn averaged 5.0 points and 5.6 rebounds per game at Pitt in 2011-12. She led Pitt with 36 blocks as a sophomore in 2011-12 and had at least two blocks in nine games.

COHEN NOMINATED FOR GOOD WORKS TEAM: Senior **Avigiel Cohen** has been named as a nominee for the second-annual AllState WBCA Good Works Team. The award recognizes a select group of college basketball student-athletes who represent the sport's finest in the areas of leadership and charitable achievements amongst their peers. An active member of the Jewish community on campus, Cohen pushed for and promoted the establishment of both the Berkeley Club of Israel and a UC Alumni Group in Israel in the summer of 2013, and one of the first reunions was held at the Sheraton Hotel in Tel Aviv in July.

CAL INKS HIGHLY RATED BAY AREA DUO: Head Coach Lindsay Gottlieb's second signing class at California will feature the Bay Area teammate duo of **Mikayla Cowling** (Benecia, Calif. / 6-2 / Winger) and **Gabby Green** (Oakland, Calif. / 6-1 / Guard) after the Saint Mary's College High School teammates signed their National Letters of Intent to join the Golden Bears, giving Cal its fifth top 20 recruiting class in the last six years. Cowling is ranked No. 11 by ESPN and Green is ranked No. 13 by ESPN and No. 5 by Blue Star Basketball.

JEFFLO'S DEBUT: Freshman **Mercedes Jefflo** had a debut to remember in Cal's home opener against Long Beach State. Making her first career start, Jefflo registered three steals in the opening three minutes of the game and finished with seven steals overall - three shy of matching the program-record of 10 held by current teammate **Brittany Boyd**. Jefflo added nine points, two rebounds and three assists in the game.

PRESEASON CONSENSUS TOP 10: California entered 2013-14 as a consensus top-10 program after earning preseason rankings of No. 9 in both the Associated Press and USA Today Sports Coaches' polls. The Golden Bears also picked up No. 3 and No. 11 rankings in the preview editions of Lindy's and Sporting News magazines, respectively. The marks match the highest preseason rankings in program history - the 2008-09

2013-14 STARTING LINEUPS

GUARD (1)	GUARD (2)	GUARD (3)	FORWARD (4)	CENTER (5)	2013-14 RECORD	# GAMES	LAST GAME
Boyd	Jefflo	Jemerigbe	Gray	Hartman	3-3	6	W, UCLA
Boyd	Jefflo	Jemerigbe	Range	Gray	6-1	7	W, Bakersfield
Boyd	Ben Abdelkader	Jemerigbe	Range	Gray	0-1	1	L, UConn
Boyd	Ben Abdelkader	Jemerigbe	Hartman	Gray	3-0	3	W, Oregon
Boyd	Jemerigbe	Range	Hartman	Gray	2-0	2	W, @Utah
Boyd	Lyles	Jemerigbe	Hartman	Gray	7-3	10	L, WSU
Jefflo	Lyles	Jemerigbe	Hartman	Gray	0-1	1	L, Washington

2013-14 LEADS & DEFICITS

OPPONENT	LARGEST LEAD	LARGEST DEFICIT	FINAL
Long Beach	22 (5:21, 2nd)	1 (19:50, 1st)	W, +19
Duke	3 (18:07, 1st)	17 (5:47, 2nd)	L, -12
George Wash.	7 (0:10, 1st)	8 (7:42, 2nd)	L, -3
Georgetown	21 (6:38, 2nd)	2, (16:26, 1st)	W, +15
Northwestern	18 (10:20, 2nd)	-	W, +14
Wake Forest	24 (10:04, 2nd)	6 (10:44, 1st)	W, +23
Idaho	11 (14:57, 2nd)	6 (13:16, 1st)	W, +4
Pacific	9 (17:10, 2nd)	5 (4:53, 2nd)	W, +2
Bakersfield	20 (1:52, 2nd)	2 (19:18, 1st)	W, +19
UConn	2 (17:57, 1st)	36 (9:16, 2nd)	L, -33
Lafayette	22 (4:01, 2nd)	5 (9:11, 1st)	W, +17
Oregon State	11 (0:17, 2nd)	6 (16:47, 1st)	W, +9
Oregon	11 (7:58, 2nd)	7 (13:53, 1st)	W, +3
Colorado	10 (4:08, 2nd)	2 (16:07, 1st)	W, +2
Utah	13 (9:43, 1st)	2 (18:20, 1st)	W, +9
Arizona State	8 (17:43, 1st)	10 (7:06, 2nd)	L, -9
Arizona	15 (10:55, 2nd)	-	W, +15
USC	11 (4:00, 1st)	7 (0:06, 2nd)	L, -7
UCLA	20 (2:17, 2nd)	4 (6:56, 1st)	W, +16
Stanford	2 (19:32, 1st)	30 (13:35, 2nd)	L, -6
Stanford	3 (19:04, 1st)	19 (7:48, 2nd)	L, -15
Washington	6 (3:22, 1st)	8 (12:08, 2nd)	W, +5
WSU	8 (2:40, 1st)	22 (2:58, 2nd)	W, +17
Arizona	3 (14:09, 1st)	25 (5:29, 2nd)	W, +16
Arizona State	2 (19:49, 1st)	15 (13:44, 2nd)	W, +11
UCLA	7 (13:04, 2nd)	5 (16:54, 1st)	W, +5
USC	17 (16:00, 2nd)	3 (17:33, 1st)	W, +9
WSU	8 (8:07, 1st)	4 (2:49, 1st)	+7
Washington	6 (17:42, 1st)	10 (13:58, 2nd)	-5
WSU (P12)	5 (3:50, 1st)	15 (8:23, 2nd)	-8

* Time refers to first moment lead/deficit was reached

team was also picked No. 9 overall. That team, led by **Alexis Gray-Lawson**, went on to advance to the NCAA Sweet 16 with a 27-8 final record.

GRAY WINS GOLD: Junior **Reshanda Gray** won a gold medal with Team USA at the 2013 World University Games in Kazan, Russia over the summer. The USA finished the tournament with a perfect 6-0 record, and Gray averaged led the United States by shooting at an .846 (11-of-13) clip throughout the tournament. She was also 2-of-3 from the free throw line over the week. It is the second gold medal for Gray while competing for the United States. She previously won gold at the 2010 FIBA Americas U18 Championship in Colorado Springs, Colo.

BEARS IN CHINA: California took a preseason trip to China in August and visited Beijing, Shanghai and Hong Kong. The Bears played three games and used the cultural experience to grow as a team in the offseason.

THIS IS CAL BASKETBALL: ThisIsCalBasketball.com has officially launched for the new season! Visit today for an in-depth multimedia experience into California Women's Basketball. In its third year, ThisIsCalBasketball.com allows fans unprecedented behind-the-scenes access to the program as well as enhanced multi-media presentations. This site will work with CalBears.com as well as the team YouTube/Vimeo, Facebook, and Twitter pages to help Cal fans become part of the Cal Basketball family.





PAC-12 CONFERENCE STANDINGS

	PAC-12	PCT.	OVERALL	PCT.	AP	COACHES
Stanford	17-1	.944	29-3	.906	6	5
California	13-5	.722	21-9	.700	24	21
Oregon State	13-5	.722	23-10	.697	RV	RV
Arizona State	11-7	.611	22-9	.710	RV	RV
USC	11-7	.611	22-12	.647	RV	RV
Washington	10-8	.556	17-13	.567	–	–
Washington State	9-9	.500	17-16	.515	–	RV
UCLA	7-11	.389	13-18	.419	–	–
Colorado	6-12	.333	17-14	.548	–	–
Oregon	6-12	.333	15-15	.500	–	–
Utah	4-14	.222	12-19	.387	–	–
Arizona	1-17	.056	5-25	.167	–	–

Saturday, March 22

[9] Arizona State vs [8] Vanderbilt (Toledo, Ohio) 8 a.m. PT
 [7] California vs [10] Fordham (Waco, Texas) 1 p.m. PT
 [2] Stanford vs [15] South Dakota (Ames, Iowa) 3:30 p.m. PT
 [9] USC vs [8] St. John's (Knoxville, Tenn.) 3:30 p.m. PT

Sunday, March 23

[9] Oregon State vs [8] Middle Tennessee (Seattle, Wash.) 5 p.m. PT

Monday, March 24

[9] Arizona State vs [1] Notre Dame / [16] Robert Morris (Toledo, Ohio) 3:30 p.m. PT
 [7] California vs [2] Baylor / [15] Western Kentucky (Waco, Texas) 6 p.m. PT
 [2] Stanford vs [7] Iowa State / [10] Florida State (Ames, Iowa) 6 p.m. PT
 [9] USC vs [1] Tennessee / [16] Northwestern State (Knoxville, Tenn.) 6 p.m. PT

Tuesday, March 25

[9] Oregon State vs [1] South Carolina / [16] CSUN (Seattle, Wash.) 6:30 p.m. PT

PAC-12 WOMEN'S BASKETBALL CONTACTS

Natalia Ciccone (natalia@pac-12.org), Sarah Jennings (sjennings@pac-12.org), (925) 932-4411

PAC-12 PRESEASON COACHES' POLL

	Team	Points
1	Stanford (11)	121
2	California (1)	111
3	Colorado	91
4	Washington	85
5	UCLA	80
6	USC	77
7	Utah	59
8	Oregon State	51
9	Washington State	50
10	Arizona State	29
11	Arizona	21
12	Oregon	17

*First-place votes in parentheses

PAC-12 PRESEASON MEDIA POLL

	Team	Points
1	Stanford (12)	166
2	California (2)	156
3	Colorado	129
4	Washington	122
5	UCLA	112
6	USC	99
7	Utah	79
8	Oregon State	64
9	Arizona State	62
10	Washington State	50
11	Oregon	27
12	Arizona	21

*First-place votes in parentheses

PAC-12 ALL-TIME SERIES RECORDS

	RECORD	PCT.	STREAK	'13-14 HOME	'13-14 AWAY
Arizona	29-29	.500	W-15	W, 65-49	W, 79-64
Arizona State	33-31	.516	W-1	W, 74-63	L, 59-68
Colorado	6-5	.545	W-6	-	W, 57-55
Oregon	30-36	.455	W-5	W, 101-98 (OT)	-
Oregon State	38-28	.576	W-15	W, 72-63	-
Stanford	18-63	.222	L-2	L, 64-79	L, 64-70
UCLA	19-47	.288	W-2	W, 69-53	W, 77-72
USC	27-37	.422	W-1	L, 70-77	W, 76-67
Utah	10-4	.714	W-8	-	W, 68-59
Washington	20-43	.317	L-1	L, 65-70	W, 70-65
Washington State	39-22	.639	L-1	W, 75-68 (OT)	W, 87-70

PAC-12 PLAYERS OF THE WEEK

Date	Player of the Week	Freshman of the Week
Week 1 (11/11)	Chiney Ogumike, Stanford	Chrisae Rowe, Oregon
Week 2 (11/18)	Chiney Ogumike, Stanford	Chrisae Rowe, Oregon
Week 3 (11/25)	Atonye Nyngifa, UCLA	Kelsey Plum, Washington
Week 4 (12/2)	Chiney Ogumike, Stanford	Sophie Brunner, Arizona State
Week 5 (12/9)	Arielle Roberson, Colorado	Chrisae Rowe, Oregon
Week 6 (12/16)	Michelle Plouffe, Utah	Emily Potter, Utah
Week 7 (12/23)	Chiney Ogumike, Stanford	Kelsey Plum, Washington
Week 8 (12/30)	Nirra Fields, UCLA	Chrisae Rowe, Oregon
Week 9 (1/6)	Chiney Ogumike, Stanford	Kelsey Plum, Washington
Week 10 (1/13)	Chiney Ogumike, Stanford	Sydney Wiese, Oregon State
Week 11 (1/20)	Cassie Harberts, USC	Kelsey Plum, Washington
Week 12 (1/27)	Jillian Alleyne, Oregon	Chrisae Rowe, Oregon
Week 13 (2/3)	Chiney Ogumike, Stanford	Chrisae Rowe, Oregon
Week 14 (2/10)	Reshanda Gray, California	Kelsey Plum, Washington
Week 15 (2/17)	Tia Presley, Washington State	Kelsey Plum, Washington
Week 16 (2/24)	Chiney Ogumike, Stanford	Kelsey Plum, Washington
Week 17 (3/3)	Chiney Ogumike, Stanford	Kelsey Plum, Washington

HAAS PAVILION | BERKELEY, CALIF.

On the same site where the beloved Harmon Gym stood for more than 60 years, the Water A. Haas Jr. Pavilion has risen as a modern sports facility that retains the old building's famous spirit.

The \$57.5 million arena opened in the fall of 1999 and though the structure is 37 feet taller, 28 feet wider and a capacity of 11,877 that doubles that of Harmon Gym, it has continued to keep fans close to the action.

The building is named for Haas '37, who, with his wife, Evelyn, provided the lead gift for the renovation. A member of the tennis team while an undergraduate at Cal, Haas enjoyed a long career with Levi Strauss & Co., as both chief executive officer and chairman of the board during his tenure with the company. In 1953, Haas and his wife created the Evelyn and Walter Haas Jr. Fund, which has provided more than \$260 million in grants to nonprofit organizations, primarily in the Bay Area.

The playing surface in the arena is named for Pete Newell, the Hall of Fame coach who directed Cal to the 1959 NCAA championship and later coached the U.S. team to a gold medal at the 1960 Olympics.

Cal is in its 15th season competing at Haas Pavilion. Since Haas opened, the Bears have posted a 148-74 (.667) mark at home.



BRITTANY BOYD - 15

5-9 • Junior

GUARD

Berkeley, Calif. - Berkeley H.S.

All-America Candidate

- Midseason selection to Naismith Award, Wooden Award, Nancy Lieberman Award, Dawn Staley Award and Wade Trophy lists - one of four players in the country to be named to each of those five midseason lists.
- No. 17 on the NCAA active career list with 264 steals - the only non-senior on the active Top 25 list
- 2013 & 2014 All-Pac-12 First Team
- 2013 & 2014 Pac-12 All-Defensive Team
- California's single-game steals leader (10)
- Leads the Pac-12 in assists (5.9) and steals (2.9) per game
- A routine triple-double threat, averaging 14.5 points, 6.8 rebounds, 5.9 assists and 2.9 steals per game
- One of just 17 players in the NCAA this season to register a triple-double after going for 13 points, 14 rebounds and 11 assists against Washington State
- Career Averages Against Ranked Teams (25 games): 13.4 points, 5.0 rebounds, 4.0 assists, 2.8 steals



RESHANDA GRAY - 21

6-3 • Junior

FORWARD

Los Angeles, Calif. - Washington Prep H.S.

All-America Candidate

- Gold Medalist with Team USA at the 2013 World University Games in Russia
- Led USA with a .846 (11-of-13) shooting percentage over six games at the World University Games
- 2014 All-Pac-12 First Team
- 2012 Pac-12 All-Freshman Team
- 2012 Full Court Freshman All-America Second Team
- Ranks 5th in the NCAA with her .604 shooting percentage
- Scored a career-high 43 points against Washington State
- Her 43 points are the second-most by a post player in the NCAA this season, and she did so on a 17-of-20 FG effort
- Pac-12 single-game points leader this season
- 12 double-doubles in 18 Pac-12 games this season
- Her 527 points this season ranks No. 10 in California single-season history



THE LAST TIME...

INDIVIDUAL SCORING

Cal player scored 30 or more points	43, Reshanda Gray, vs Washington State, Feb. 27, 2014
Cal player scored 35 or more points	43, vs Washington State, Feb. 27, 2014
Cal player scored 40 or more points	43, vs Washington State, Feb. 27, 2014
Cal player made 10 or more field goals	17 (17-20), Reshanda Gray, vs Washington State, Feb. 27, 2014
Cal player made 5 or more three-pointers	5 (5-11), Afure Jemerigbe, vs Washington, Mar. 1, 2014
Cal player made 10 or more free throws	10 (10-13) Reshanda Gray, at Washington State, Feb. 9, 2014
Opponent player scored 30 or more points	30, Nirra Fields (UCLA) Feb. 21, 2014
Opponent player made 5 or more three-pointers	5 (5-10), Ariya Crooke (USC) Jan. 24, 2014
Opponent player made 10 or more free throws	13 (13-16), Lia Galdeira (Washington State) Mar. 7, 2014

INDIVIDUAL REBOUNDING

Cal player had 15 or more rebounds	16, Reshanda Gray, vs Washington, Mar. 1, 2014
Cal player had 20 or more rebounds	20, Gennifer Brandon, at Washington State, Feb. 9, 2014
Opponent player had 15 or more rebounds	15, Shalie Dheensaw, Washington State, Feb. 27, 2014

OTHER INDIVIDUAL STATISTICS

Cal player had 10 or more assists	11, Brittany Boyd, vs Washington State, Feb. 27, 2014
Cal player had 5 or more steals	7, Brittany Boyd, vs Oregon State, Jan. 3, 2014
Cal player had 3 or more blocked shots	3, Reshanda Gray & Mercedes Jefflo, vs Washington State, Mar. 7, 2014
Opponent player had 10 or more assists	10, Markel Walker (UCLA), Jan. 22, 2013
Opponent player had 5 or more steals	6, Rosetta, Adzasu (Washington State), Mar. 9, 2012
Opponent player had 3 or more blocked shots	3, Corinne Costa (UCLA), Feb. 21, 2014

TEAM SCORING

Cal scored 80 or more points.....	83, at Washington State (91), Mar. 7, 2014
Cal scored 90 or more points	101, vs Oregon (98), Jan. 5, 2014
Cal scored 100 or more points	101, vs Oregon (98), Jan. 5, 2014
Cal scored under 50 points	47, vs. UConn (80), Dec. 22, 2013
Cal scored under 40 points	32, vs. UCLA (44), Feb. 6, 2010
Cal scored under 30 points	22, vs. UC Davis (27), Feb. 26, 1974
Cal made 30 or more field goals	30, at USC, Feb. 23, 2014
Cal made 35 or more field goals	38, vs Oregon, Jan. 5, 2014
Cal made 10 or more three-pointers	11, vs Bakersfield, Dec. 15, 2013
Cal made 15 or more three-pointers	Never
Cal made 30 or more free throws	31, vs. Saint Mary's, Nov. 12, 2006
Cal made 35 or more free throws	41, vs. Arizona State, Feb. 24, 1990
Cal attempted 50 or more free throws	54, vs. Arizona State, Feb. 24, 1990
Opponent scored 90 or more points	91, WSU (Cal 83), Mar. 7, 2014
Opponent scored 100 or more points	103, USC (Cal 69), Feb. 20, 2005
Opponent scored under 50 points	49, Arizona (Cal 65), Feb. 14, 2014
Opponent scored under 40 points	38, Oregon State (Cal 60), Feb. 1, 2013
Opponent scored under 30 points	25, UC Santa Cruz (Cal 90), Jan. 7, 1978
Opponent made 30 or more field goals	31, Washington State, Mar. 7, 2014
Opponent made 10 or more three-pointers	11, Washington, Feb. 7, 2014
Opponent made 25 or more free throws	26, Northwestern, Dec. 17, 2012

TEAM REBOUNDING

Cal had 50 or more rebounds	59, vs Washington State, Feb. 27, 2014
Cal had 60 or more rebounds	61, vs Oregon, Jan. 5, 2014
Opponent had 50 or more rebounds	63, Washington State, Feb. 27, 2014

OTHER TEAM STATISTICS

Cal had 20 or more assists	22, vs Oregon, Jan. 5, 2014
Cal had 25 or more assists	26, vs. UCLA, Feb. 24, 2007
Cal had 10 or more steals	10, at Arizona, Jan. 20, 2014
Cal had 15 or more steals	16, at Georgetown, Nov. 17, 2013
Cal had 5 or more blocked shots	7, vs Washington State, Mar. 7, 2014
Cal had 7 or more blocked shots	7, vs Washington State, Mar. 7, 2014
Opponent had 20 or more assists	22, UConn, Dec. 22, 2013
Opponent had 25 or more assists	25, Baylor, Nov. 22, 2009
Opponent had 10 or more steals	13, Arizona State, Feb. 16, 2014
Opponent had 15 or more steals	17, Rutgers, Nov. 13, 2011
Opponent had 5 or more blocked shots	5, UCLA, Feb. 21, 2014
Opponent had 7 or more blocked shots	9, UCLA, Jan. 26, 2014

MISCELLANEOUS

Cal had a 5 or more game winning streak	7, Feb. 7, 2014 to Feb. 27, 2014
Cal had a 10 or more game winning streak	16, Jan. 13, 2013 to Mar. 8, 2013
Longest winning streak	16, Jan. 13, 2013 to Mar. 8, 2013
Cal played an overtime game	Cal 75, Washington State 68, Feb. 27, 2014

NATIONAL RANKINGS

Cal beat a Top 25 team at home	No. 22 Cal (74), No. 15 Arizona State (63), Feb. 16, 2014
Cal beat a Top 10 team at home	No. 11 Cal (57), No. 9 Stanford (54), Jan. 18, 2009
Cal beat a Top 5 team at home	No. 6 Cal (66), No. 2 Rutgers (52), Nov. 22, 2008
Cal beat a No. 1 team at home	Never
Cal beat a Top 25 team on the road	No. 19 Cal (55), No. 17 Colorado (55), Jan. 10, 2014
Cal beat a Top 10 team on the road	No. 7 Cal (67), No. 5 Stanford (55), Jan. 13, 2013
Cal beat a Top 5 team on the road	No. 7 Cal (67), No. 5 Stanford (55), Jan. 13, 2013
Cal beat a No. 1 team on the road	Never
Cal was ranked in the AP Top 25	No. 24 on Mar. 11, 2014
Cal was ranked in the AP Top 20	No. 20 on Mar. 4, 2014
Cal was ranked in the AP Top 15	No. 15 on Jan. 13, 2014
Cal was ranked in the AP Top 10	No. 10 on Nov. 11, 2013
Cal was ranked in the AP Top 5	No. 5 on Mar. 3, 2013
Cal was ranked No. 1 by AP	Never
Highest Ranking in the AP Poll	No. 3 on Feb. 10, 2009

CALIFORNIA INDIVIDUAL CAREER RECORDS

POINTS

1. Colleen Galloway	2320	1978-81
2. Ashley Walker	2142	2006-09
3. Alexis Gray-Lawson	1982	2006-10
4. Layshia Clarendon	1821	2009-13
5. Jennifer Bennett	1766	1984-87
6. Cynthia Cooke	1641	1982-85
7. Teresa Palmisano	1610	1988-91
8. Devanei Hampton	1588	2006-09
9. Karen Smith	1559	1981-84
10. Trisha Stafford	1530	1989-92

REBOUNDS

1. Gennifer Brandon	1198	2009-Pres.
2. Ashley Walker	1117	2006-09
3. Colleen Galloway	1029	1978-81
4. Talia Caldwell	1007	2009-13
5. Devanei Hampton	876	2006-09
6. Kesha Martin	875	1989-93
7. Teresa Palmisano	874	1988-91
8. Cynthia Cooke	855	1982-85
9. Jennifer Bennett	812	1984-87
10. Amanda Ray	795	1985-88

ASSISTS

1. Karen Smith	667	1981-84
2. Mazetta Garrett	521	1979-84
3. Brittany Boyd	489	2011-Pres.
4. Natasha Vital	470	2007-10
5. Meme Fanner	404	1986-89
6. Layshia Clarendon	395	2009-13
7. Jackie Lear	383	1993-95
8. Eliza Sokolowska	364	1995-96
9. Milica Vukadinovic	358	1992-93
10. Alexis Gray-Lawson	357	2006-10

SCORING AVERAGE

1. Colleen Galloway	18.4	1978-81
2. Eliza Sokolowska	16.8	1995-96
3. Ashley Walker	16.5	2006-09
4. Jill Weddick	15.7	1978-80
5. Milica Vukadinovic	15.7	1992-93
6. Trisha Stafford	15.3	1989-92
7. Jennifer Bennett	15.0	1984-87
8. Jackie Lear	14.7	1993-95
9. Sheryl Johnson	14.5	1977-80
10. Teresa Palmisano	14.5	1988-91

STEALS

1. Mazetta Garrett	295	1979-84
2. Courtney Johnson	286	1998-01
3. Brittany Boyd	264	2011-Pres.
4. Cynthia Cooke	250	1982-85
5. Eliza Pierre	243	2009-13
6. Jackie Lear	238	1993-95
7. Laura Baker	204	1988-91
8. Karen Smith	202	1981-84
9. Kesha Martin	197	1989-93
10. Meme Fanner	194	1986-89

GAMES PLAYED

1. Alexis Gray-Lawson	143	2006-10
2. Talia Caldwell	142	2009-13
Layshia Clarendon	142	2009-13
4. Eliza Pierre	140	2009-13
Natasha Vital	137	2007-10
6. Lauren Greif	136	2007-10
7. Afure Jemerigbe	133	2010-Pres.
8. Karen Smith	130	1981-84
Ashley Walker	130	2006-09
10. Mazetta Garrett	126	1979-84
Colleen Galloway	126	1978-81

CALIFORNIA INDIVIDUAL SINGLE GAME TOP MARKS

POINTS

Alexis Gray-Lawson	47, at Oregon St. (1/23/10)
Jennifer Bennett	45, vs Arizona (1/26/87)
Jennifer Gennett	44, vs Washington (2/12/87)
Reshanda Gray	43, vs Washington State (2/24/14)

REBOUNDS

Gennifer Brandon	26, vs USC (1/17/13)
Colleen Galloway	26, vs Nevada (3/3/78)
Gennifer Brandon	24, vs Ohio St. (12/17/11)
Jill Weddick	24, vs Yale (1/9/79)

ASSISTS

Eliza Sokolowska	16, vs USC (1/11/96)
Eliza Sokolowska	15, vs Arizona St. (2/9/95)
Brittany Boyd	14, vs Georgetown (12/28/12)
Milica Vukadinovic	14, vs Oregon (3/13/93)

BLOCKS

Charlotte Lusschen	13, vs Santa Clara (2/7/85)
.....	
.....	
.....	

STEALS

Brittany Boyd	10, at UCLA (2/15/13)
Brittany Boyd	10, vs Arizona St. (2/4/12)
Eliza Sokolowska	10, vs Arizona St. (2/9/95)
Mazetta Garrett	10, vs UCLA (11/21/80)

FIELD GOALS MADE

Jennifer Bennett	19, vs Creighton (3/20/87)
.....	

FIELD GOALS ATTEMPTED

Colleen Galloway	31, vs Santa Clara (2/23/80)
.....	

FIELD GOAL PERCENTAGE

Audrey Watler	1.000 (9-9), vs Lipscomb (1/4/02)
Kesha Martin	1.000 (9-9), vs LBSU (12/5/89)

3-POINT FIELD GOALS MADE

Paige Bowie	8, vs Northwestern (12/17/98)
.....	
.....	
.....	

3-POINT FIELD GOALS ATTEMPTED

Paige Bowie	15, vs Northwestern (12/17/98)
.....	
.....	
.....	

3-POINT FIELD GOAL PERCENTAGE

Sarah Pool	1.000 (5-5), vs San Jose St. (12/8/05)
Kiki Williams	1.000 (5-5), vs Oregon (3/5/04)
Brook Coulter	1.000 (5-5), vs UCLA (2/4/01)
Mikayla Lyles	1.000 (4-4), vs Oregon (1/5/14)

FREE THROWS MADE

Trisha Stafford	17, vs Washington St. (1/25/92)
Jennifer Bennett	17, vs Arizona (1/26/87)
Alexis Gray-Lawson	17, at Oregon St. (1/23/10)

FREE THROWS ATTEMPTED

Trisha Stafford	20, vs USC (2/14/92)
Trisha Stafford	20, vs LBSU (12/29/90)
Alexis Gray-Lawson	20, at Oregon St. (1/23/10)

FREE THROW PERCENTAGE

Teresa Palmisano	1.000 (14-14) vs SMC (12/5/90)
------------------------	--------------------------------

2013-14 CALIFORNIA GAME-BY-GAME STATISTICS

Opponent	Date	Score		Total		3-Pointers		Free throws		Rebounds				pf	a	t/o	blk	stl	pts	avg
				fg-fga	pct	3fg-fga	pct	ft-fta	pct	off	def	tot	avg							
LONG BEACH STATE	11/08/13	70-51	W	24-67	.358	3-23	.130	19-29	.655	19	38	57	57.0	17	11	15	6	14	70	70.0
2/2 DUKE	11/10/13	58-70	L	20-62	.323	5-17	.294	13-20	.650	16	23	39	48.0	16	12	14	1	2	58	64.0
at George Washington	11/15/13	72-75	L	28-71	.394	4-24	.167	12-17	.706	20	30	50	48.7	20	13	17	6	8	72	66.7
at Georgetown	11/17/13	67-52	W	22-62	.355	4-18	.222	19-25	.760	14	17	31	44.2	21	11	10	4	16	67	66.8
NORTHWESTERN	11/24/13	65-51	W	22-62	.355	4-15	.267	17-25	.680	18	29	47	44.8	18	14	19	0	11	65	66.4
vs Wake Forest Demon De	11/29/13	84-61	W	30-54	.556	4-12	.333	20-29	.690	11	25	36	43.3	20	15	14	5	6	84	69.3
vs Idaho Vandals	11/30/13	59-55	W	19-69	.275	3-30	.100	18-25	.720	23	33	56	45.1	17	10	14	2	5	59	67.9
PACIFIC	12/7/13	68-66	Wot	24-68	.353	3-14	.214	17-29	.586	16	34	50	45.8	15	13	19	1	9	68	67.9
BAKERSFIELD	12/15/13	70-51	W	27-63	.429	11-27	.407	5-9	.556	8	33	41	45.2	19	21	15	2	8	70	68.1
vs UCONN	12/22/13	47-80	L	20-67	.299	1-9	.111	6-11	.545	14	26	40	44.7	15	8	18	6	11	47	66.0
LAFAYETTE	12/29/13	77-60	W	27-62	.435	7-21	.333	16-23	.696	10	32	42	44.5	11	15	14	5	9	77	67.0
OREGON STATE	1/3/14	72-63	W	24-57	.421	4-10	.400	20-30	.667	9	25	34	43.6	16	7	8	2	8	72	67.4
OREGON	1/5/14	101-98	Wot	38-79	.481	6-12	.500	19-30	.633	13	48	61	44.9	18	22	26	4	7	101	70.0
at Colorado	1/10/14	57-55	W	23-58	.397	1-9	.111	10-20	.500	12	28	40	44.6	17	8	16	2	11	57	69.1
at Utah	01/12/14	68-59	W	26-65	.400	3-10	.300	13-17	.765	15	28	43	44.5	18	11	10	4	10	68	69.0
at Arizona State	01/17/14	59-68	L	22-55	.400	2-6	.333	13-22	.591	11	26	37	44.0	32	8	18	2	7	59	68.4
at Arizona	1/20/14	79-64	W	26-54	.481	4-14	.286	23-29	.793	10	27	37	43.6	14	16	11	3	10	79	69.0
USC	1/24/14	70-77	L	24-66	.364	1-11	.091	21-32	.656	16	29	45	43.7	23	12	16	0	6	70	69.1
UCLA	1/26/14	69-53	W	24-53	.453	1-9	.111	20-24	.833	14	29	43	43.6	16	9	19	0	6	69	69.1
at Stanford	01/30/14	64-70	L	26-71	.366	6-16	.375	6-12	.500	17	27	44	43.7	17	5	9	1	3	64	68.8
#4/4 STANFORD	2/2/14	64-79	L	23-61	.377	6-17	.353	12-21	.571	12	18	30	43.0	27	10	11	0	5	64	68.6
at Washington	02/07/14	70-65	W	27-63	.429	9-16	.563	7-13	.538	8	35	43	43.0	12	17	13	3	6	70	68.6
at Washington State	02/09/14	87-70	W	30-68	.441	3-9	.333	24-33	.727	21	34	55	43.5	20	10	15	1	7	87	69.4
ARIZONA	2/14/14	65-49	W	23-54	.426	4-12	.333	15-22	.682	16	28	44	43.5	16	14	21	5	8	65	69.2
15/21 ARIZONA STATE	2/16/14	74-63	W	28-64	.438	3-5	.600	15-27	.556	16	33	49	43.8	17	9	16	5	7	74	69.4
at UCLA	02/21/14	77-72	W	24-61	.393	8-23	.348	21-31	.677	19	25	44	43.8	18	15	15	0	6	77	69.7
at USC	2/23/14	76-67	W	30-59	.508	4-11	.364	12-17	.706	10	28	38	43.6	15	19	15	4	2	76	70.0
WASHINGTON STATE	2/27/14	75-68	Wot	24-69	.348	0-9	.000	27-43	.628	17	42	59	44.1	16	15	15	6	5	75	70.1
WASHINGTON	3/1/14	65-70	L	23-66	.348	9-27	.333	10-21	.476	15	34	49	44.3	14	13	13	1	6	65	70.0
vs #7 Washington State	03/07/14	83-91	L	29-71	.408	2-13	.154	23-30	.767	18	30	48	44.4	24	15	13	7	4	83	70.4
California		2112		757-1901	.398	125-449	.278	473-716	.661	438	894	1332	44.4	539	378	449	88	223	2112	70.4
Opponents		1973		732-1896	.386	152-497	.306	357-526	.679	349	818	1167	38.9	590	384	432	98	189	1973	65.8

Games played: 30
Points/game: 70.4
FG Pct: 39.8
3FG Pct: 27.8
FT Pct: 66.1

Rebounds/game: 44.4
Assists/game: 12.6
Turnovers/game: 15.0
Assist/turnover ratio: 0.8
Steals/game: 7.4
Blocks/game: 2.9

2013-14 OPPONENT GAME-BY-GAME STATISTICS

Opponent	Date	Score		Total		3-Pointers		Free throws		Rebounds				pf	a	t/o	blk	stl	pts	avg
				fg-fga	pct	3fg-fga	pct	ft-fa	pct	off	def	tot	avg							
LONG BEACH STATE	11/08/13	70-51	W	20-66	.303	6-24	.250	5-12	.417	12	26	38	38.0	24	12	20	6	7	51	51.0
2/2 DUKE	11/10/13	58-70	L	28-66	.424	4-14	.286	10-16	.625	18	28	46	42.0	17	13	13	1	6	70	60.5
at George Washington	11/15/13	72-75	L	27-69	.391	7-18	.389	14-19	.737	14	25	39	41.0	20	13	10	0	5	75	65.3
at Georgetown	11/17/13	67-52	W	17-44	.386	2-7	.286	16-21	.762	11	30	41	41.0	23	12	28	2	3	52	62.0
NORTHWESTERN	11/24/13	65-51	W	18-58	.310	3-17	.176	12-16	.750	12	27	39	40.6	19	7	19	4	7	51	59.8
vs Wake Forest Demon De	11/29/13	84-61	W	22-58	.379	6-15	.400	11-21	.524	16	17	33	39.3	27	10	15	1	7	61	60.0
vs Idaho Vandals	11/30/13	59-55	W	19-59	.322	5-25	.200	12-18	.667	8	27	35	38.7	19	7	13	1	6	55	59.3
PACIFIC	12/7/13	68-66	Wot	25-64	.391	5-14	.357	11-16	.688	6	34	40	38.9	21	18	17	1	7	66	60.1
BAKERSFIELD	12/15/13	70-51	W	19-65	.292	2-19	.105	11-18	.611	15	28	43	39.3	10	8	15	2	3	51	59.1
vs UCONN	12/22/13	47-80	L	32-69	.464	7-19	.368	9-12	.750	14	37	51	40.5	11	22	16	9	5	80	61.2
LAFAYETTE	12/29/13	77-60	W	23-74	.311	4-18	.222	10-12	.833	20	29	49	41.3	17	15	16	6	6	60	61.1
OREGON STATE	1/3/14	72-63	W	22-65	.338	7-25	.280	12-16	.750	20	28	48	41.8	22	7	16	5	2	63	61.2
OREGON	1/5/14	101-98	Wot	40-101	.396	8-28	.286	10-14	.714	12	34	46	42.2	23	14	12	1	8	98	64.1
at Colorado	1/10/14	57-55	W	21-56	.375	1-10	.100	12-18	.667	11	28	39	41.9	20	11	16	3	9	55	63.4
at Utah	01/12/14	68-59	W	19-55	.345	4-15	.267	17-20	.850	10	27	37	41.6	17	14	14	5	6	59	63.1
at Arizona State	01/17/14	59-68	L	24-56	.429	1-11	.091	19-34	.559	13	27	40	41.5	19	15	14	3	9	68	63.4
at Arizona	1/20/14	79-64	W	24-65	.369	5-13	.385	11-12	.917	14	23	37	41.2	23	9	14	2	5	64	63.5
USC	1/24/14	70-77	L	24-57	.421	8-17	.471	21-28	.750	6	31	37	41.0	27	11	15	4	6	77	64.2
UCLA	1/26/14	69-53	W	21-56	.375	3-11	.273	8-15	.533	10	18	28	40.3	18	9	17	9	4	53	63.6
at Stanford	01/30/14	64-70	L	27-64	.422	5-19	.263	11-16	.688	13	31	44	40.5	14	19	11	3	5	70	64.0
#4/4 STANFORD	2/2/14	64-79	L	26-47	.553	3-8	.375	24-30	.800	3	30	33	40.1	16	17	10	3	2	79	64.7
at Washington	02/07/14	70-65	W	22-61	.361	11-20	.550	10-12	.833	5	29	34	39.9	14	15	11	4	8	65	64.7
at Washington State	02/09/14	87-70	W	24-62	.387	7-17	.412	15-18	.833	5	22	27	39.3	25	11	13	4	9	70	64.9
ARIZONA	2/14/14	65-49	W	20-52	.385	2-5	.400	7-12	.583	7	18	25	38.7	17	12	17	6	7	49	64.2
15/21 ARIZONA STATE	2/16/14	74-63	W	25-67	.373	2-9	.222	11-16	.688	12	26	38	38.7	24	9	14	0	13	63	64.2
at UCLA	02/21/14	77-72	W	29-57	.509	4-12	.333	10-18	.556	9	22	31	38.4	20	17	11	5	8	72	64.5
at USC	2/23/14	76-67	W	28-63	.444	6-17	.353	5-10	.500	9	21	30	38.1	18	19	13	2	7	67	64.6
WASHINGTON STATE	2/27/14	75-68	Wot	28-90	.311	7-27	.259	5-13	.385	24	39	63	39.0	25	16	13	1	7	68	64.7
WASHINGTON	3/1/14	65-70	L	27-64	.422	8-25	.320	8-12	.667	6	31	37	38.9	16	11	9	4	8	70	64.9
vs #7 Washington State	03/07/14	83-91	L	31-66	.470	9-18	.500	20-31	.645	14	25	39	38.9	24	11	10	1	4	91	65.8
Opponents		1973		732-1896	.386	152-497	.306	357-526	.679	349	818	1167	38.9	590	384	432	98	189	1973	65.8
California		2112		757-1901	.398	125-449	.278	473-716	.661	438	894	1332	44.4	539	378	449	88	223	2112	70.4

Games played: 30
Points/game: 65.8
FG Pct: 38.6
3FG Pct: 30.6
FT Pct: 67.9

Rebounds/game: 38.9
Assists/game: 12.8
Turnovers/game: 14.4
Assist/turnover ratio: 0.9
Steals/game: 6.3
Blocks/game: 3.3

2013-14 CALIFORNIA GAME-BY-GAME HIGHS

Opponent	Date	Score	Points	Rebounds	Assists	Steals	Blocked shots
LONG BEACH STATE	11/08/13	70-51	13-Jemerigbe, Afure	14-Range, Courtney	4-Boyd, Brittany	7-Jefflo, Mercedes	2-Brandon, Gennifer
2/2 DUKE	11/10/13	58-70	16-Jemerigbe, Afure	10-Range, Courtney	6-Boyd, Brittany	1-Gray, Reshanda Jemerigbe, Afure	1-Jefflo, Mercedes
at George Washington	11/15/13	72-75	24-Gray, Reshanda	14-Range, Courtney	5-Jemerigbe, Afure	3-Boyd, Brittany	3-Range, Courtney
at Georgetown	11/17/13	67-52	15-Gray, Reshanda	6-Boyd, Brittany	6-Boyd, Brittany	9-Boyd, Brittany	2-Range, Courtney
NORTHWESTERN	11/24/13	65-51	23-Gray, Reshanda	13-Range, Courtney	4-Ben Abdelkader, Hi	4-Jefflo, Mercedes	None
vs Wake Forest Demon De	11/29/13	84-61	16-Hartman, Justine	6-Jemerigbe, Afure	6-Boyd, Brittany	3-Lyles, Mikayla	3-Range, Courtney
vs Idaho Vandals	11/30/13	59-55	15-Boyd, Brittany	11-Range, Courtney Jefflo, Mercedes	8-Boyd, Brittany	2-Range, Courtney	1-Jefflo, Mercedes Range, Courtney
PACIFIC	12/7/13	68-66	23-Gray, Reshanda	11-Gray, Reshanda	5-Boyd, Brittany	5-Boyd, Brittany	1-Jemerigbe, Afure
BAKERSFIELD	12/15/13	70-51	18-Ben Abdelkader, H	8-Range, Courtney	12-Boyd, Brittany	2-Jemerigbe, Afure Boyd, Brittany	1-Hartman, Justine Range, Courtney
vs UCONN	12/22/13	47-80	9-Ben Abdelkader, Hi Boyd, Brittany	7-Range, Courtney Boyd, Brittany	5-Boyd, Brittany	6-Boyd, Brittany	2-Gray, Reshanda Dunn, Kyra
LAFAYETTE	12/29/13	77-60	20-Gray, Reshanda	8-Gray, Reshanda	7-Boyd, Brittany	4-Boyd, Brittany	2-Dunn, Kyra Jemerigbe, Afure
OREGON STATE	1/3/14	72-63	25-Boyd, Brittany	8-Gray, Reshanda	4-Ben Abdelkader, Hi	7-Boyd, Brittany	2-Dunn, Kyra
OREGON	1/5/14	101-98	33-Gray, Reshanda	13-Range, Courtney Gray, Reshanda	9-Boyd, Brittany	4-Boyd, Brittany	2-Jemerigbe, Afure
at Colorado	1/10/14	57-55	15-Gray, Reshanda	9-Range, Courtney	3-Boyd, Brittany Hartman, Justine	2-Brandon, Gennifer Boyd, Brittany Gray, Reshanda	2-Range, Courtney
at Utah	01/12/14	68-59	24-Boyd, Brittany	7-Boyd, Brittany Gray, Reshanda Jemerigbe, Afure	4-Boyd, Brittany	3-Brandon, Gennifer Boyd, Brittany	2-Brandon, Gennifer
at Arizona State	01/17/14	59-68	16-Jemerigbe, Afure Gray, Reshanda	10-Brandon, Gennifer Gray, Reshanda	4-Jemerigbe, Afure	2-Jemerigbe, Afure	1-Brandon, Gennifer Jemerigbe, Afure
at Arizona	1/20/14	79-64	24-Boyd, Brittany	12-Gray, Reshanda	7-Boyd, Brittany	4-Boyd, Brittany	1-Dunn, Kyra Hartman, Justine Jefflo, Mercedes
USC	1/24/14	70-77	17-Jemerigbe, Afure Boyd, Brittany	13-Boyd, Brittany	9-Boyd, Brittany	1-Gray, Reshanda Boyd, Brittany Jefflo, Mercedes Hartman, Justine Brandon, Gennifer Jemerigbe, Afure	None
UCLA	1/26/14	69-53	32-Gray, Reshanda	15-Gray, Reshanda	6-Boyd, Brittany	3-Boyd, Brittany	None
at Stanford	01/30/14	64-70	25-Boyd, Brittany	10-Brandon, Gennifer	3-Boyd, Brittany	2-Boyd, Brittany	1-Hartman, Justine
#4/4 STANFORD	2/2/14	64-79	20-Boyd, Brittany	7-Jemerigbe, Afure	6-Boyd, Brittany	2-Boyd, Brittany	None
at Washington	02/07/14	70-65	20-Gray, Reshanda	12-Gray, Reshanda Brandon, Gennifer	9-Boyd, Brittany	3-Boyd, Brittany	1-Jefflo, Mercedes Hartman, Justine Boyd, Brittany
at Washington State	02/09/14	87-70	24-Gray, Reshanda	20-Brandon, Gennifer	5-Boyd, Brittany	3-Boyd, Brittany	1-Jemerigbe, Afure
ARIZONA	2/14/14	65-49	16-Gray, Reshanda	11-Gray, Reshanda	6-Boyd, Brittany	3-Jefflo, Mercedes	2-Jefflo, Mercedes
15/21 ARIZONA STATE	2/16/14	74-63	23-Jemerigbe, Afure	14-Brandon, Gennifer	6-Boyd, Brittany	3-Boyd, Brittany	2-Brandon, Gennifer
at UCLA	02/21/14	77-72	15-Jemerigbe, Afure	15-Gray, Reshanda	6-Boyd, Brittany	4-Boyd, Brittany	None
at USC	2/23/14	76-67	22-Gray, Reshanda	11-Gray, Reshanda	7-Jemerigbe, Afure	1-Gray, Reshanda Boyd, Brittany	2-Jemerigbe, Afure
WASHINGTON STATE	2/27/14	75-68	43-Gray, Reshanda	16-Gray, Reshanda	11-Boyd, Brittany	2-Jefflo, Mercedes	3-Brandon, Gennifer
WASHINGTON	3/1/14	65-70	24-Jemerigbe, Afure	16-Gray, Reshanda	6-Jemerigbe, Afure	4-Jefflo, Mercedes	1-Jemerigbe, Afure
vs #7 Washington State	03/07/14	83-91	26-Gray, Reshanda	10-Brandon, Gennifer	5-Jemerigbe, Afure	2-Jemerigbe, Afure	3-Jefflo, Mercedes Gray, Reshanda

California Women's Basketball 2013-14
California Combined Team Statistics (as of Mar 07, 2014)
All games

RECORD:	OVERALL	HOME	AWAY	NEUTRAL
ALL GAMES	21-9	11-4	8-3	2-2
CONFERENCE	13-5	6-3	7-2	0-0
NON-CONFERENCE	8-4	5-1	1-1	2-2

#	Player	gp-gs	min	avg	Total		3-Point		F-Throw		Rebounds																pts	avg
					fg-fga	fg%	3fg-fga	3fg%	ft-fa	ft%	off	def	tot	avg	pf	dq	a	to	blk	stl								
21	Gray, Reshanda	30-30	903	30.1	200-331	.604	0-2	.000	127-171	.743	101	168	269	9.0	98	3	21	73	12	20	527	17.6						
15	Boyd, Brittany	29-29	956	33.0	140-370	.378	18-72	.250	122-193	.632	27	170	197	6.8	98	5	168	109	4	83	420	14.5						
02	Jemerigbe, Afure	30-30	989	33.0	120-340	.353	33-119	.277	84-107	.785	48	76	124	4.1	60	0	66	73	10	28	357	11.9						
25	Brandon, Gennifer	20-0	444	22.2	61-160	.381	1-3	.333	42-70	.600	66	100	166	8.3	38	0	3	24	10	11	165	8.3						
24	Range, Courtney	30-10	665	22.2	65-191	.340	8-38	.211	29-60	.483	69	122	191	6.4	62	2	18	32	18	12	167	5.6						
12	Ben Abdelkader, Hind	21-4	403	19.2	36-115	.313	21-71	.296	10-17	.588	5	29	34	1.6	33	0	20	23	4	7	103	4.9						
10	Jefflo, Mercedes	26-14	519	20.0	39-126	.310	9-40	.225	26-47	.553	21	51	72	2.8	60	1	37	49	14	40	113	4.3						
30	Lyles, Mikayla	30-11	515	17.2	40-124	.323	33-98	.337	17-22	.773	13	58	71	2.4	31	0	25	18	0	16	130	4.3						
40	Hartman, Justine	27-22	502	18.6	41-105	.390	0-0	.000	9-17	.529	23	39	62	2.3	40	0	16	24	7	4	91	3.4						
23	Shine, Brittany	15-0	68	4.5	9-21	.429	2-6	.333	3-4	.750	0	3	3	0.2	6	0	3	1	0	1	23	1.5						
11	Dunn, Kyra	13-0	77	5.9	5-12	.417	0-0	.000	4-8	.500	6	8	14	1.1	9	0	1	7	8	1	14	1.1						
05	Cohen, Avigiel	6-0	13	2.2	1-1	1.000	0-0	.000	0-0	.000	0	1	1	0.2	1	0	0	4	1	0	2	0.3						
44	Waters, KC	11-0	21	1.9	0-5	.000	0-0	.000	0-0	.000	1	3	4	0.4	3	0	0	0	0	0	0	0.0						
Team											58	66	124					12										
Total.....		30	6075		757-1901	.398	125-449	.278	473-716	.661	438	894	1332	44.4	539	11	378	449	88	223	2112	70.4						
Opponents.....		30	6075		732-1896	.386	152-497	.306	357-526	.679	349	818	1167	38.9	590	-	384	432	98	189	1973	65.8						

TEAM STATISTICS				CAL	OPP	Date	Opponent		Score	Att.
SCORING				2112	1973	11/08/13	LONG BEACH STATE	W	70-51	1084
Points per game				70.4	65.8	11/10/13	2/2 DUKE	L	58-70	10771
Scoring margin				+4.6	-	11/15/13	at George Washington	L	72-75	1014
FIELD GOALS-ATT		757-1901		732-1896		11/17/13	at Georgetown	W	67-52	481
Field goal pct				.398	.386	11/24/13	NORTHWESTERN	W	65-51	2049
3 POINT FG-ATT		125-449		152-497		11/29/13	vs Wake Forest Demon De	W	84-61	1252
3-point FG pct				.278	.306	11/30/13	vs Idaho Vandals	W	59-55	950
3-pt FG made per game				4.2	5.1	12/7/13	PACIFIC	Wot	68-66	1761
FREE THROWS-ATT		473-716		357-526		12/15/13	BAKERSFIELD	W	70-51	1836
Free throw pct				.661	.679	12/22/13	vs UCONN	L	47-80	5468
F-Throws made per game				15.8	11.9	12/29/13	LAFAYETTE	W	77-60	1769
REBOUNDS		1332		1167		* 1/3/14	OREGON STATE	W	72-63	1643
Rebounds per game				44.4	38.9	* 1/5/14	OREGON	Wot	101-98	2071
Rebounding margin				+5.5	-	* 1/10/14	at Colorado	W	57-55	2432
ASSISTS		378		384		* 01/12/14	at Utah	W	68-59	811
Assists per game				12.6	12.8	* 01/17/14	at Arizona State	L	59-68	4077
TURNOVERS		449		432		* 1/20/14	at Arizona	W	79-64	1154
Turnovers per game				15.0	14.4	* 1/24/14	USC	L	70-77	1699
Turnover margin				-0.6	-	* 1/26/14	UCLA	W	69-53	2060
Assist/turnover ratio				0.8	0.9	* 01/30/14	at Stanford	L	64-70	4228
STEALS		223		189		* 2/2/14	#4/4 STANFORD	L	64-79	5715
Steals per game				7.4	6.3	* 02/07/14	at Washington	W	70-65	1782
BLOCKS		88		98		* 02/09/14	at Washington State	W	87-70	693
Blocks per game				2.9	3.3	* 2/14/14	ARIZONA	W	65-49	1390
ATTENDANCE		41677		27783		* 2/16/14	15/21 ARIZONA STATE	W	74-63	2241
Home games-Avg/Game				15-2778	11-1828	* 02/21/14	at UCLA	W	77-72	2381
Neutral site-Avg/Game				-	4-1918	* 2/23/14	at USC	W	76-67	1060
						* 2/27/14	WASHINGTON STATE	Wot	75-68	1688
						* 3/1/14	WASHINGTON	L	65-70	3900
						03/07/14	vs #7 Washington State	L	83-91	0
Score by Periods		1st	2nd	OT	Totals					
California		989	1094	29	2112					
Opponents		940	1016	17	1973					

* - Conference game

California Women's Basketball 2013-14
California Combined Team Statistics (as of Mar 01, 2014)
Conference games

RECORD:	OVERALL	HOME	AWAY	NEUTRAL
ALL GAMES	13-5	6-3	7-2	0-0
CONFERENCE	13-5	6-3	7-2	0-0
NON-CONFERENCE	0-0	0-0	0-0	0-0

#	Player	gp-gs	min	avg	Total		3-Point		F-Throw		Rebounds								a	to	blk	stl	pts	avg
					fg-fga	fg%	3fg-fga	3fg%	ft-fa	ft%	off	def	tot	avg	pf	dq								
21	Gray, Reshanda	18-18	559	31.1	125-211	.592	0-1	.000	80-108	.741	61	129	190	10.6	58	2	16	42	5	13	330	18.3		
15	Boyd, Brittany	17-17	595	35.0	97-230	.422	14-39	.359	86-129	.667	18	108	126	7.4	60	3	99	67	2	46	294	17.3		
02	Jemerigbe, Afure	18-18	604	33.6	81-208	.389	20-66	.303	39-52	.750	20	38	58	3.2	41	0	42	47	7	13	221	12.3		
25	Brandon, Gennifer	17-0	398	23.4	51-138	.370	1-2	.500	36-62	.581	61	91	152	8.9	32	0	3	22	8	10	139	8.2		
30	Lyles, Mikayla	18-10	309	17.2	27-68	.397	24-56	.429	9-12	.750	5	25	30	1.7	20	0	13	12	0	5	87	4.8		
24	Range, Courtney	18-2	347	19.3	32-88	.364	7-22	.318	11-30	.367	28	56	84	4.7	31	1	8	16	6	5	82	4.6		
10	Jefflo, Mercedes	16-5	292	18.3	17-58	.293	3-17	.176	15-29	.517	9	29	38	2.4	32	1	18	25	6	23	52	3.3		
40	Hartman, Justine	18-18	320	17.8	26-66	.394	0-0	.000	5-12	.417	12	17	29	1.6	29	0	11	17	4	3	57	3.2		
12	Ben Abdulkader, Hind	10-2	151	15.1	7-42	.167	4-21	.190	4-6	.667	3	12	15	1.5	16	0	10	7	1	2	22	2.2		
23	Shine, Brittany	6-0	27	4.5	1-6	.167	1-2	.500	1-2	.500	0	1	1	0.2	3	0	0	0	0	0	4	0.7		
11	Dunn, Kyra	11-0	39	3.5	1-6	.167	0-0	.000	2-2	1.000	3	3	6	0.5	4	0	0	4	4	0	4	0.4		
44	Waters, KC	4-0	7	1.8	0-2	.000	0-0	.000	0-0	.000	0	1	1	0.3	0	0	0	0	0	0	0	0.0		
05	Cohen, Avigiel	1-0	2	2.0	0-0	.000	0-0	.000	0-0	.000	0	0	0	0.0	0	0	0	2	0	0	0	0.0		
Team											31	34	65				6							
Total.....		18	3650		465-1123	.414	74-226	.327	288-444	.649	251	544	795	44.2	326	7	220	267	43	120	1292	71.8		
Opponents.....		18	3650		451-1138	.396	92-289	.318	216-314	.688	189	485	674	37.4	358	-	236	240	64	123	1210	67.2		

TEAM STATISTICS	CAL	OPP	Date	Opponent	Score	Att.
SCORING	1292	1210	* 1/3/14	OREGON STATE	w 72-63	1643
Points per game	71.8	67.2	* 1/5/14	OREGON	Wot 101-98	2071
Scoring margin	+4.6	-	* 1/10/14	at Colorado	w 57-55	2432
FIELD GOALS-ATT	465-1123	451-1138	* 01/12/14	at Utah	w 68-59	811
Field goal pct	.414	.396	* 01/17/14	at Arizona State	L 59-68	4077
3 POINT FG-ATT	74-226	92-289	* 1/20/14	at Arizona	w 79-64	1154
3-point FG pct	.327	.318	* 1/24/14	USC	L 70-77	1699
3-pt FG made per game	4.1	5.1	* 1/26/14	UCLA	w 69-53	2060
FREE THROWS-ATT	288-444	216-314	* 01/30/14	at Stanford	L 64-70	4228
Free throw pct	.649	.688	* 2/2/14	#4/4 STANFORD	L 64-79	5715
F-Throws made per game	16.0	12.0	* 02/07/14	at Washington	w 70-65	1782
REBOUNDS	795	674	* 02/09/14	at Washington State	w 87-70	693
Rebounds per game	44.2	37.4	* 2/14/14	ARIZONA	w 65-49	1390
Rebounding margin	+6.7	-	* 2/16/14	15/21 ARIZONA STATE	w 74-63	2241
ASSISTS	220	236	* 02/21/14	at UCLA	w 77-72	2381
Assists per game	12.2	13.1	* 2/23/14	at USC	w 76-67	1060
TURNOVERS	267	240	* 2/27/14	WASHINGTON STATE	Wot 75-68	1688
Turnovers per game	14.8	13.3	* 3/1/14	WASHINGTON	L 65-70	3900
Turnover margin	-1.5	-	* - Conference game			
Assist/turnover ratio	0.8	1.0				
STEALS	120	123				
Steals per game	6.7	6.8				
BLOCKS	43	64				
Blocks per game	2.4	3.6				
ATTENDANCE	22407	18618				
Home games-Avg/Game	9-2490	9-2069				
Neutral site-Avg/Game	-	0-0				

Score by Periods	1st	2nd	OT	Totals
California	601	667	24	1292
Opponents	594	602	14	1210

2013-14 Box Scores

GAME 1: No. 9 California 70, Long Beach State 51

Nov. 8, 2013 - Berkeley, CA

Afure Jemerigbe scored 13 points, freshman **Mercedes Jefflo** made seven steals in an impressive collegiate debut, and No. 9 Cal overcame a cold-shooting first half to beat Long Beach State 70-51. Jefflo added nine points and three assists as the Golden Bears pulled away to run their regular-season winning streak to 16 games dating to last season.

11/08/13 6 p.m. at Berkeley, CA (Haas Pavilion)

Long Beach State 51 • 0-1

#	Player	FG-FGA	3-Ptr	FT-FTA	Rebounds	PF	TP	A	TO	Bk	Stl	Min
		FG-FGA	3-Ptr	FT-FTA	Off Def Tot							
05	Wilson, Jade	f 1-4	0-0	0-1	2 5 7	2	2	1	2	1	2	19
10	Clark, Ella	f 1-5	1-5	0-0	0 1 1	1	3	0	0	1	1	23
03	Sanchez, Alex	g 3-13	2-5	1-2	0 3 3	4	9	2	4	0	1	32
11	Meneses, Hallie	g 1-6	0-2	0-0	0 0 0	5	2	5	5	0	1	29
14	Spargo, Lauren	g 6-16	1-6	2-3	0 3 3	2	15	2	1	0	1	23
33	Sawyer, Jewelyn	3-8	0-0	1-4	2 2 4	2	7	0	0	2	0	23
20	Benton, Raven	0-2	0-1	0-0	0 3 3	3	0	0	2	0	0	11
21	Kim, Anna	4-7	2-4	1-2	2 2 4	2	11	2	0	0	0	20
22	Montgomery, Madison	1-4	0-0	0-0	1 3 4	3	2	0	0	1	0	14
24	Throop, Bree	0-1	0-1	0-0	0 1 1	0	0	0	0	1	1	6
	Team				5 3 8			1				
	Totals	20-66	6-24	5-12	12 26 38	24	51	12	20	6	7	200

FG % 1st Half: 6-33 18.2% 2nd half: 14-33 42.4% Game: 20-66 30.3%
3FG % 1st Half: 3-14 21.4% 2nd half: 3-10 30.0% Game: 6-24 25.0%
FT % 1st Half: 3-5 60.0% 2nd half: 2-7 28.6% Game: 5-12 41.7%

California 70 • 1-0

#	Player	FG-FGA	3-Ptr	FT-FTA	Rebounds	PF	TP	A	TO	Bk	Stl	Min
		FG-FGA	3-Ptr	FT-FTA	Off Def Tot							
21	Gray, Reshanda	f 5-8	0-0	0-0	4 7 11	2	10	0	2	0	0	30
40	Hartman, Justine	f 4-2	0-0	0-0	1 4 5	1	2	1	2	1	0	18
02	Jemerigbe, Afure	g 4-11	1-6	4-9	1 1 2	0	13	1	2	0	1	26
10	Jefflo, Mercedes	g 4-12	0-3	1-2	2 0 2	2	9	3	4	0	7	23
15	Boyd, Brittany	q 1-7	0-2	4-5	0 7 7	3	6	4	2	0	4	22
05	Cohen, Avigil	0-0	0-0	0-0	0 0 0	1	0	0	0	1	0	2
12	Ben Abdelkader, Hind	1-4	1-3	0-1	1 1 2	2	3	0	2	1	1	20
23	Shine, Brittany	0-1	0-0	0-0	0 4 1	0	4	1	0	0	0	6
24	Range, Courtney	3-8	0-2	2-4	5 9 14	4	9	1	1	1	0	25
25	Brandon, Gennifer	3-7	0-1	0-0	1 1 2	2	6	0	0	2	1	13
30	Lyles, Mikayla	1-6	1-6	5-6	1 4 5	0	8	0	0	0	0	13
44	Waters, KC	0-0	0-0	0-0	0 1 1	0	0	0	0	0	0	2
	Team				3 3 6							
	Totals	24-67	3-23	19-29	19 38 57	17	70	11	15	6	14	200

FG % 1st Half: 8-28 28.6% 2nd half: 16-39 41.0% Game: 24-67 35.8%
3FG % 1st Half: 2-14 14.3% 2nd half: 1-9 11.1% Game: 3-23 13.0%
FT % 1st Half: 9-13 69.2% 2nd half: 10-16 62.5% Game: 19-29 65.5%

Officials: Anita Ortega, Lucy Banuelos, Tiffany Bird
Technical fouls: Long Beach State-None. California-None.
Attendance: 1084

Score by periods	1st	2nd	Total
Long Beach State	18	33	51
California	27	43	70

Last FG - LBSU 2nd-00:40, CAL 2nd-00:09.
Largest lead - LBSU by 1 1st-19:50, CAL by 22 2nd-05:21.

Score tied - 2 times.
Lead changed - 1 time.

GAME 2: No. 2/2 Duke 70, No. 9/9 California 58

Nov. 10, 2013 - Berkeley, CA

Afure Jemerigbe led Cal in scoring opposite her best friend from high school, Duke's Chelsea Gray who had a game-high 22 points, but the No. 2 Blue Devils were able to run away with a 70-58 win in the first Top 10 matchup of the college basketball season. The Bears unveiled their Pac-12 Championship and NCAA Final Four banners in front of a Pac-12 record crowd of 10,771 fans.

11/10/13 3 pm at Berkeley, CA (Haas Pavilion)

2/2 Duke 70 • 1-0

#	Player	FG-FGA	3-Ptr	FT-FTA	Rebounds	PF	TP	A	TO	Bk	Stl	Min
		FG-FGA	3-Ptr	FT-FTA	Off Def Tot							
01	Elizabeth Williams	f 2-10	0-0	1-3	6 5 11	3	5	1	1	1	1	30
33	Haley Peters	f 3-10	0-2	0-0	1 5 6	3	6	2	4	0	0	31
02	Alexis Jones	g 1-9	0-2	2-2	1 5 6	1	4	5	3	0	2	33
12	Chelsea Gray	g 7-12	2-4	6-8	0 4 4	4	22	5	2	0	2	31
32	Tricia Liston	g 7-12	1-3	0-1	4 3 7	1	15	0	0	0	0	27
04	Chloe Wells	0-1	0-1	0-0	0 0 0	0	0	0	0	0	0	3
15	Richa Jackson	6-7	1-1	0-0	2 2 4	2	13	0	2	0	1	25
21	K. McCravery-Cooper	0-0	0-0	0-0	0 0 0	2	0	0	0	0	0	2
22	Oderah Chidom	1-2	0-0	1-2	1 0 1	0	3	0	0	0	0	7
30	Amber Henson	1-3	0-1	0-0	2 2 4	1	2	0	0	0	0	11
	Team				1 2 3			1				
	Totals	28-66	4-14	10-16	18 28 46	17	70	13	13	1	6	200

FG % 1st Half: 12-31 38.7% 2nd half: 16-35 45.7% Game: 28-66 42.4%
3FG % 1st Half: 1-7 14.3% 2nd half: 3-7 42.9% Game: 4-14 28.6%
FT % 1st Half: 5-9 55.6% 2nd half: 5-7 71.4% Game: 10-16 62.5%

California 58 • 1-1

#	Player	FG-FGA	3-Ptr	FT-FTA	Rebounds	PF	TP	A	TO	Bk	Stl	Min
		FG-FGA	3-Ptr	FT-FTA	Off Def Tot							
21	Gray, Reshanda	f 4-6	0-0	2-2	2 3 5	4	10	0	3	0	1	29
40	Hartman, Justine	f 1-5	0-0	0-1	1 1 2	0	2	0	0	0	0	19
02	Jemerigbe, Afure	g 4-11	2-4	6-7	4 7 2	16	1	4	0	1	2	27
10	Jefflo, Mercedes	g 3-6	0-0	0-0	1 1 2	3	6	1	1	1	0	13
15	Boyd, Brittany	g 4-12	1-3	4-7	2 2 4	4	13	6	3	0	0	35
12	Ben Abdelkader, Hind	1-3	1-3	0-0	0 0 0	0	3	0	1	0	0	13
24	Range, Courtney	2-9	0-1	1-3	3 7 10	2	5	1	1	0	0	23
25	Brandon, Gennifer	0-3	0-0	0-0	1 1 2	1	0	0	0	0	0	9
30	Lyles, Mikayla	1-7	1-6	0-0	1 5 6	0	3	3	1	0	0	23
	Team				1 0 1							
	Totals	20-62	5-17	13-20	16 23 39	16	58	12	14	1	2	200

FG % 1st Half: 9-33 27.3% 2nd half: 11-29 37.9% Game: 20-62 32.3%
3FG % 1st Half: 4-11 36.4% 2nd half: 1-6 16.7% Game: 5-17 29.4%
FT % 1st Half: 3-5 60.0% 2nd half: 10-15 66.7% Game: 13-20 65.0%

Officials: Melissa Barlow, Penny Davis, Brian Woods
Technical fouls: 2/2 Duke-None. California-None.
Attendance: 10771

Score by periods	1st	2nd	Total
2/2 Duke	30	40	70
California	25	33	58

Last FG - DUKE 2nd-02:52, CAL 2nd-03:10.
Largest lead - DUKE by 17 2nd-05:47, CAL by 3 1st-18:07.

Points
DUKE
CAL

In
Paint
26

Off
T/O
13

2nd
Chance
15

Fast
Break
12

Bench
18

Score tied - 2 times.
Lead changed - 1 time.

GAME 3: George Washington 75, No. 10/11 California 72

Nov. 15, 2013 - Washington, D.C.

Reshanda Gray scored a career-high 24 points and **Brittany Boyd** had a double-double with 17 points and 11 rebounds, but George Washington was able to escape with a 75-72 win over No. 10/11 California Friday night at the Charles E. Smith Center. Cal played without regular post players **Gennifer Brandon** and **Justine Hartman**.

#10/11 Cal 72 • (1-2)

#	Player	FG-FGA	3-Ptr	FT-FTA	Rebounds	PF	TP	A	TO	Bk	Stl	Min
		FG-FGA	3-Ptr	FT-FTA	Off Def Tot							
02	Jemerigbe, Afure	* 5-16	0-5	2-2	4 2 6	1	12	5	3	0	2	38
10	Jefflo, Mercedes	* 1-3	0-1	0-0	0 2 2	3	2	1	2	1	1	14
15	Boyd, Brittany	* 6-17	1-4	4-7	0 11 11	4	17	4	3	1	3	39
21	Gray, Reshanda	* 10-14	0-1	4-6	6 2 8	2	24	0	4	1	0	40
24	Range, Courtney	* 2-7	0-2	0-0	5 9 14	5	4	2	5	3	1	35
12	Ben Abdelkader, Hind	1-3	0-2	2-2	0 1 1	1	4	0	0	0	0	11
23	Shine, Brittany	0-1	0-1	0-0	0 0 0	0	0	0	0	0	0	1
30	Lyles, Mikayla	3-9	3-8	0-0	1 3 4	4	9	1	0	0	1	21
44	Waters, KC	0-1	0-0	0-0	1 0 1	0	0	0	0	0	0	1
	Team				3 0 3							
	Totals	28-71	4-24	12-17	20 30 50	20	72	13	17	6	8	200

FG % 1st Half: 17-39 43.6% 2nd half: 11-32 34.4% Game: 28-71 39.4%
3FG % 1st Half: 2-11 18.2% 2nd half: 2-13 15.4% Game: 4-24 16.7%
FT % 1st Half: 5-7 71.4% 2nd half: 7-10 70.0% Game: 12-17 70.6%

George Washington 75 • (2-0)

#	Player	FG-FGA	3-Ptr	FT-FTA	Rebounds	PF	TP	A	TO	Bk	Stl	Min
		FG-FGA	3-Ptr	FT-FTA	Off Def Tot							
03	Washington, Caira	f 5-14	0-0	2-3	4 4 8	3	12	1	1	0	2	34
11	Wilson, Brooke	f 1-4	0-0	0-0	4 6 10	1	2	1	0	0	0	32
12	Jackson, Danni	g 5-20	3-8	1-2	0 0 0	4	14	3	2	0	0	30
20	Schaible, Hannah	g 1-3	0-1	0-0	3 0 3	4	2	1	1	0	1	21
22	Nipe, Megan	g 11-20	4-9	5-6	1 6 7	4	31	1	2	0	1	38
01	Miller, Chakecia	3-5	0-0	4-6	0 3 3	2	10	6	4	0	0	27
13	Cranshaw, Shannon	0-0	0-0	0-0	0 0 0	0	0	0	0	0	0	4
04	Anderson, DaLacy	0-1	0-0	0-0	0 0 0	1	1	0	0	0	0	7
24	Chandler, Alexis	1-2	0-0	2-2	0 1 1	1	4	0	0	0	1	7
	Team				2 5 7							
	Totals	27-69	7-18	14-19	14 25 39	20	75	13	10	0	5	200

FG % 1st Half: 14-36 38.9% 2nd half: 13-33 39.4% Game: 27-69 39.1%
3FG % 1st Half: 3-11 27.3% 2nd half: 4-7 57.1% Game: 7-18 38.9%
FT % 1st Half: 3-5 60.0% 2nd half: 11-14 78.6% Game: 14-19 73.7%

Officials: Cynthia Brooks, Mark Zentz, LaSonja Baker
Technical fouls: #10/11 Cal-None. George Washington-None.
Attendance: 1014
Fouled out: Range (Cal) at 14 left in the 2nd half

Score by periods	1st	2nd	Total
#10/11 Cal	41	31	72
George Washington	34	41	75

Last FG - CAL 2nd-01:02, GW 2nd-01:26.
Largest lead - CAL by 7 1st-00:10, GW by 8 2nd-07:42.

Score tied - 9 times.
Lead changed - 6 times.

GAME 4: No. 10/11 California 67, Georgetown 52

Nov. 17, 2013 - Washington, D.C.

Brittany Boyd registered a near-quadruple-double to end California's two-game skid with 9 points, 9 steals, 6 rebounds and 6 assists at Georgetown - falling just one steal shy of her own California program-record 10 steals. **Reshanda Gray** added 15, and freshmen **Mercedes Jefflo** (14) and **Hind Ben Abdelkader** (10) scored career-highs.

California 67 • 2-2

		Total	3-Ptr			Rebounds									
#	Player	FG	FGA	FG	FTA	Off	Def	Tot	PF	TP	A	TO	Bk	Stl	Min
02	Jemerigbe, Afure	* 3-11	0-3	7-8		4	1	5	3	13	1	1	0	1	37
10	Jefflo, Mercedes	* 3-9	2-4	6-6		1	2	3	3	14	3	2	1	2	35
21	Boyd, Brittany	* 3-14	0-4	3-7		1	5	6	2	9	6	3	0	9	31
25	Gray, Reshanda	* 6-8	0-0	3-4		2	2	4	5	15	1	1	1	0	24
24	Ben, Courtney	* 1-7	0-2	0-0		3	2	5	3	2	0	0	2	1	27
12	Ran Abdelkader, Hind	4-6	2-3	0-0		1	0	1	3	10	0	1	0	1	21
23	Shine, Brittany	2-2	0-0	0-0		0	0	0	0	4	0	0	0	0	2
30	Lyles, Mikayla	0-5	0-2	0-0		1	3	4	1	0	0	0	1	2	21
44	Waters, KC	0-0	0-0	0-0		0	0	0	1	0	0	0	0	0	2
Team						1	2	3			1	1			
Totals		27-62	4-18	19-25		14	12	23	21	67	11	10	4	16	200

2013-14 Box Scores

GAME 5: No. 17/17 California 65, Northwestern 51 Nov. 24, 2013 - Berkeley, CA

Reshanda Gray posted her second double-double of the season and No. 17 California never trailed in a 65-51 victory over Northwestern. **Afure Jemerigbe** matched season highs of 16 points and seven rebounds, necessary with **Brittany Boyd** only playing 14 minutes Sunday afternoon before fouling out.

11/24/13 3:06 pm at Berkeley, CA (Haas Pavilion)

Northwestern 51 • 4-1

#	Player	Total			3-Ptr			Rebounds			PF	TP	A	TO	Bk	Stl	Min
		FG-FGA	FG-FGA	FT-FTA	Off	Def	Tot										
05	Cohen, Alex	f	0-2	0-2	0-0	0	3	3	4	0	1	2	2	1	28		
10	Coffey, Nia	f	3-14	0-1	1-2	4	6	10	4	7	0	2	2	2	31		
03	Deary, Ashley	g	4-9	1-1	0-0	1	2	3	4	9	6	8	0	1	35		
24	Inman, Christen	g	2-4	0-0	2-2	2	3	5	1	6	0	2	0	3	24		
25	Lyon, Maggie	g	5-17	2-8	5-6	2	6	8	0	17	0	1	0	0	36		
04	McKeown, Meghan	g	0-3	0-3	2-2	0	1	1	0	2	0	0	0	0	20		
11	Douglas, Lauren	g	2-4	0-1	1-2	1	1	2	5	5	0	1	0	0	12		
30	Johnson, Christen	g	0-0	0-0	0-0	0	1	1	0	0	0	0	0	0	3		
23	Taylor, La'Terria	g	0-0	0-0	0-0	0	1	1	0	0	0	2	0	0	3		
32	Brookshire, Devon	g	2-5	0-1	1-2	1	0	1	0	5	0	0	0	0	8		
Team								1	3	4							
Totals			18-58	3-17	12-16	12	27	39	19	51	7	19	4	7	200		
FG % 1st Half: 10-28 35.7%		2nd half: 8-30 26.7%		Game: 18-58 31.0%		Deadball Rebounds 3,1											
3FG % 1st Half: 3-11 27.3%		2nd half: 0-6 0.0%		Game: 3-17 17.6%													
FT % 1st Half: 2-4 50.0%		2nd half: 10-12 83.3%		Game: 12-16 75.0%													

17/17 California 65 • 3-2

#	Player		Total			3-Ptr			Rebounds			PF	TP	A	TO	Bk	Stl	Min
			FG-FGA	FG-FGA	FT-FTA	FG-FGA	FG-FGA	FT-FTA	Off	Def	Tot							
21	Gray, Reshanda	f	9-13	0-0	5-6	4	6	10	3	23	1	4	0	2	34			
24	Range, Courtney	f	3-13	0-1	1-4	6	7	13	2	7	0	1	0	0	26			
02	Jemerigbe, Afure	g	3-9	1-2	9-11	3	4	7	1	16	2	3	0	1	34			
10	Jefflo, Mercedes	g	3-8	2-4	0-1	1	1	2	3	8	3	5	0	4	26			
15	Boyd, Brittany	g	0-5	0-1	0-0	0	3	3	5	0	2	1	0	1	14			
05	Cohen, Avigiel		0-0	0-0	0-0	0	0	0	0	0	0	0	0	0	2			
12	Ben Abdelkader, Hind		2-8	0-3	2-3	0	1	1	1	6	4	2	0	1	33			
23	Shine, Brittany		0-2	0-1	0-0	0	0	0	0	0	0	0	0	0	6			
30	Lyles, Mikayla		2-4	1-3	0-0	0	1	1	3	5	2	2	0	2	23			
44	Waters, KC		0-0	0-0	0-0	0	1	1	0	0	0	0	0	0	2			
Team						4	5	9										
Totals				22-62	4-15	17-25	18	29	47	18	65	14	19	0	11	200		
FG % 1st Half: 12-35			34.3%	2nd half: 10-27			37.0%	Game: 22-62			35.5%	Deadball Rebounds 2						
3FG % 1st Half: 2-8			25.0%	2nd half: 2-7			28.6%	Game: 4-15			26.7%							
FT % 1st Half: 6-10			60.0%	2nd half: 11-15			73.3%	Game: 17-25			68.0%							

Officials: Lisa Jones, Clarke Stevens, Kenneth Nash
Technical fouls: Northwestern-None. 17/17 California-None.
Attendance: 2049

Score by periods	1st	2nd	Total
Northwestern	25	26	51
17/17 California	32	33	65

Last FG - NU 2nd-01:01, CAL 2nd-03:38.
Largest lead - NU None, CAL by 18 2nd-10:20.

Points	In	Off	2nd	Fast	Bench
NU	28	9	9	4	6
CAL	34	23	14	8	11

Score tied - 0 times.
Lead changed - 0 times.

GAME 6: No. 20/20 California 84, Wake forest 61 Nov. 29, 2013 - Reno, NV

Justine Hartman missed No. 20/20 California's last three games due to a concussion, and the junior forward seemed determined to make up for lost time by leading the Bears with 16 points in an 84-61 rout of Wake Forest in the Nugget Classic.

11/29/13 7:30 p.m. at Reno, Nev. (Lawlor Events Center)

Wake Forest Demon De 61 • 4-3

#	Player	Total			3-Ptr			Rebounds			PF	TP	A	TO	Bk	Stl	Min
		FG	FGA	FT	FG	FGA	FT	Off	Def	Tot							
02	Jill Brunori	*	0-2		0-2		3	2	5	3	0	1	1	0	1	26	
05	Chelsea Douglas	*	5-20		3-10		0	3	3	16	3	4	0	0	0	36	
15	Millesa Calicott	**	0-2		0-0		0	1	1	1	0	0	3	0	1	16	
25	Dearica Hamby	*	11-16		2-2		3-4	4	6	10	3	27	2	1	1	2	36
32	Milan Quinn	*	1-3		0-0		0-0	2	0	2	1	2	0	0	0	0	14
03	Atajah Taylor	*	1-2		0-1		4-6	0	1	1	6	4	2	0	1	1	23
04	Mykia Jones	*	0-1		0-1		0-0	0	0	0	0	0	0	0	0	0	3
14	Susie Webster	*	0-0		0-0		0-0	0	0	0	0	0	0	0	0	0	1
22	Keri Fulp	*	0-0		0-0		0-0	1	1	2	0	0	0	1	0	0	7
24	Kellia Atkinson	*	2-8		1-2		1-2	2	0	2	4	0	0	2	0	1	15
31	Lindsay Wright	*	0-1		0-0		0-0	0	0	0	5	0	0	0	0	0	5
42	Kandice Ball	*	2-3		0-0		0-3	0	2	2	5	4	0	0	0	1	18
Team								4	1	5							
Totals			22-58		6-15		11-21	16	17	33	27	61	10	15	1	7	200
FG % 1st Half: 11-31 35.5%		2nd half: 11-27 40.7%		Game: 22-58 37.9%		Deadball Rebounds 4											
3FG % 1st Half: 4-8 50.0%		2nd half: 2-7 28.6%		Game: 6-15 40.0%													
FT % 1st Half: 5-8 62.5%		2nd half: 6-13 46.2%		Game: 11-21 52.4%													

California Bears 84 • 4-2

#	Player	Total		3-Ptr		Rebounds			PF	TP	A	TO	Blk	Stl	Min
		FG-FGA	FT-FTA	FG-FGA	FT-FTA	Off	Def	Tot							
02	Jemerigbe, Afure	*	4-10	1-3	6-6	4	2	6	0	15	2	1	0	0	34
10	Jefflo, Mercedes	*	2-2	1-1	0-0	0	1	1	3	5	0	2	1	0	20
15	Boyd, Brittany	*	4-9	0-2	5-12	1	2	3	2	13	6	3	0	1	27
21	Gray, Reshanda	*	5-5	0-0	2-2	1	3	4	4	12	1	2	0	1	21
24	Range, Courtney	*	2-5	0-1	2-3	2	3	5	3	10	0	1	0	3	28
05	Cohen, Avigiel	*	0-0	0-0	0-0	0	0	0	0	0	0	1	0	0	2
12	Ben Abdelkader, Hind	*	4-7	2-4	0-0	0	4	4	4	10	4	3	1	0	22
23	Shine, Brittany	*	0-0	0-0	0-0	0	0	0	0	0	0	1	0	0	3
30	Lyles, Mikayla	*	0-1	0-1	0-0	1	4	5	0	3	1	0	0	0	13
40	Hartman, Justine	*	7-11	0-0	2-2	1	1	2	3	16	0	0	0	1	27
44	Waters, KC	*	0-0	0-0	0-0	0	0	0	0	1	0	0	0	0	3
Team						1	5	6							
Totals			30-54	4-12	20-29	11	25	36	20	84	15	14	5	6	200
FG % 1st Half: 16-29 55.2%		2nd half: 14-25 56.0%		Game: 30-54 55.6%		Deadball Rebounds 5									
3FG % 1st Half: 2-8 25.0%		2nd half: 2-4 50.0%		Game: 4-12 33.3%											
FT % 1st Half: 6-10 60.0%		2nd half: 14-19 73.7%		Game: 20-29 69.0%											

Officials: Kyle Bacon, Kalli Kimura, Mazetta Garrett
Technical fouls: Wake Forest Demon De-Lindsay Wright. California Bears-Boyd, Brittany.
Attendance: 1252

Score by periods	1st	2nd	Total
Wake Forest Demon De	31	30	61
California Bears	40	44	84

Last FG - WF 2nd-05:59, CAL 2nd-01:17.
Largest lead - WF by 6 1st-10:44, CAL by 24 2nd-10:04.

Score tied - 3 times.
Lead changed - 6 times.

GAME 7: No. 20/20 California 59, Idaho 55 Nov. 30, 2013 - Reno, NV

No. 20 California held on behind a 15-point, 8-rebound and 8-assist outing from **Brittany Boyd** to defeat Idaho, 59-55, and win the Nugget Classic championship. Boyd, who was named the tournament MVP, scored five points in the

2013-14 Box Scores

GAME 9: No. 22/21 California 70, Bakersfield 51

Dec. 15, 2013 - Berkeley, CA

Hind Ben Abdelkader scored a career-high 18 points all coming from a 6-of-9 effort from the three-point line to lead a Golden Bear team that matched the school-record with 11 made 3's against the Roadrunners in a 70-51 win at Haas. **Brittany Boyd** dished a season-high 12 assists.

12/15/13 2 pm at Berkeley, CA (Haas Pavilion)

Bakersfield 51 • 3-6

#	Player	Total			3-Ptr		Rebounds			PF	TP	A	TO	Blk	Stl	Min
		FG-FGA	FG-FGA	FT-FTA	Off	Def	Tot									
01	Shannon, Alyssa	g	2-4	1-2	0-0	1	1	2	1	5	1	2	0	0	19	
03	Smith, Shaquita		4-11	0-4	2-4	2	5	7	3	10	4	4	0	0	30	
04	Sweet, Melissa		2-13	1-3	4-6	1	4	5	1	9	0	4	1	0	37	
13	Vines, Daj		3-9	0-2	2-2	0	3	3	1	8	0	1	0	1	21	
44	Outland, Tyonna		5-17	0-4	3-5	3	4	7	0	13	2	3	1	1	38	
02	Sims, Brittany		0-1	0-0	0-1	1	1	2	0	0	0	0	0	0	5	
05	Zempare, Batabe		3-5	0-0	0-0	4	10	14	3	6	0	0	0	0	30	
11	Hinkens, Brooklynn		0-4	0-3	0-0	1	0	1	0	0	1	1	0	1	8	
15	Williams, Erika		0-1	0-1	0-0	0	0	0	1	0	0	0	0	0	11	
23	Williamson, Miranda		0-0	0-0	0-0	0	0	0	0	0	0	0	0	0	1	
	Team					2	0	2								
	Totals		19-65	2-19	11-18	15	28	43	10	51	8	15	2	3	200	

FG % 1st Half: 9-33	27.3%	2nd half: 10-32	31.3%	Game: 19-65	29.2%	Deadball	
3FG % 1st Half: 1-6	16.7%	2nd half: 1-13	7.7%	Game: 2-19	10.5%	Rebounds	
FT % 1st Half: 5-6	83.3%	2nd half: 6-12	50.0%	Game: 11-18	61.1%	5,1	

22/21 California 70 • 7-2

#	Player	Total			3-Ptr		Rebounds			PF	TP	A	TO	Blk	Stl	Min
		FG-FGA	FG-FGA	FT-FTA	Off	Def	Tot									
21	Gray, Reshanda	f	6-11	0-0	2-3	0	5	5	2	14	0	3	0	1	30	
24	Range, Courtney	f	4-10	0-2	0-0	4	4	8	4	8	2	0	1	0	28	
02	Jemerigbe, Afure	g	3-9	3-6	0-0	1	5	6	2	9	1	1	0	2	28	
10	Jefflo, Mercedes	g	1-3	0-1	1-2	1	0	1	3	3	2	4	0	1	16	
15	Boyd, Brittany	g	2-8	0-4	2-4	0	5	5	3	6	12	3	0	2	30	
12	Ben Abdelkader, Hind	g	6-9	6-9	0-0	0	2	2	1	18	0	2	0	1	23	
23	Shine, Brittany	g	3-5	1-2	0-0	0	0	0	1	7	1	0	0	1	9	
30	Lyles, Mikayla		2-5	1-3	0-0	1	4	5	0	5	2	0	0	0	13	
40	Hartman, Justine		0-3	0-0	0-0	0	3	3	0	1	2	1	0	2	23	
	Team					1	5	6								
	Totals		27-63	11-27	5-9	8	33	41	19	70	21	15	2	8	200	

FG % 1st Half: 15-31	48.4%	2nd half: 12-32	37.5%	Game: 27-63	42.9%	Deadball	
3FG % 1st Half: 5-12	41.7%	2nd half: 6-15	40.0%	Game: 11-27	40.7%	Rebounds	
FT % 1st Half: 4-7	57.1%	2nd half: 1-2	50.0%	Game: 5-9	55.6%	3	

Officials: Lisa Jones, Bart Baldwin, Janetta Graham
Technical fouls: Bakersfield-None. 22/21 California-None.
Attendance: 1836

Score by periods	1st	2nd	Total	Points	In	Off	2nd	Fast	Bench
				18	Paint	T/O	Chance	Break	
Bakersfield	24	27	51	18	10	9	4	4	6
22/21 California	39	31	70	30	11	11	12	3	30

Last FG - CSUB 2nd-01:34, CAL 2nd-00:53.
Largest lead - CSUB by 2 1st-19:18, CAL by 20 2nd-01:52.

Score tied - 3 times.
Lead changed - 1 time.

GAME 10: No. 1/1 UConn 80, No. 22/21 California 47

Dec. 22, 2013 - New York, NY

Cal was one of the few teams in the country to sit within seven points of the Huskies (29-16) at the final media timeout of the first half, but UConn ran away with the game behind **Brianna Stewart's** 29 points and 10 rebounds. **Hind Ben Abdelkader** and **Brittany Boyd** led the Bears with nine points each.

12/22/13 1:30pm at Madison Square Garden, New York, NY

CALIFORNIA 47

#	Player	Total		3-Ptr		Rebounds					PF	TP	A	TO	Blk	Stl	Min
		FG	FGA	FG	FGA	FT	FTA	Off	Def	Tot							
02	Jemerigbe, Afure	f	2-6	0-1	2-2	0	6	6	1	5	2	3	0	2	26		
21	Gray, Reshanda	f	3-8	0-0	2-2	3	1	4	4	8	1	3	2	1	22		
24	Range, Courtney	f	1-5	0-0	0-0	4	3	7	1	2	0	1	1	1	19		
12	Ben Abdelkader, Hind	g	4-10	1-5	0-1	0	2	2	3	9	0	2	0	0	34		
15	Boyd, Brittany	g	3-23	0-1	3-4	2	5	7	3	9	5	6	0	6	32		
05	Cohen, Avigiel		1-1	0-0	0-0	0	0	0	0	2	0	0	0	0	2		
11	Dunn, Kyra		2-2	0-0	0-2	1	2	3	2	4	0	1	2	0	17		
23	Shine, Brittany		1-2	0-0	0-0	0	0	0	0	1	2	0	0	0	7		
30	Lyles, Mikayla		0-2	0-2	0-0	0	0	0	0	0	0	0	0	1	14		
40	Hartman, Justine		3-7	0-0	0-0	0	4	4	0	6	0	1	1	0	25		
44	Waters, KC		0-1	0-0	0-0	0	0	0	0	0	0	0	0	0	2		
Team						4	3	7									
Totals			20-67	1-9	6-11	14	26	40	15	47	8	18	6	11	200		
FG % 30.1% 1st Half: 8-24 33.3% 2nd Half: 12-43 27.9% Games: 20-67 30.9% Dunks: 1																	

FG % 1st Half: 8-34	23.5%	2nd half: 12-33	36.4%	Game: 20-67	29.9%	Deadball	
3FG % 1st Half: 1-7	14.3%	2nd half: 0-2	0.0%	Game: 1-9	11.1%	Rebounds	
FT % 1st Half: 3-4	75.0%	2nd half: 3-7	42.9%	Game: 6-11	54.5%	1	

UConn 80

#	Player	FG	FGA	FG-F	FG-F	FT	FT-A	Off	Def	Tot	PF	TP	A	TO	Blk	Stl	Min
13	BANKS, BRIANNA	f	1-1	0-0	0-0	3	2	5	1	2	2	1	2	2	1	0	16
30	STEWART, BREANNA	f	12-18	1-2	4-5	1	9	10	0	29	2	1	1	2	1	2	27
31	DOLSON, STEFANIE	f	3-8	0-2	2-2	2	9	11	3	8	3	3	1	1	1	22	
04	JEFFERSON, MORIAH	g	2-8	1-4	1-2	1	2	3	2	6	7	3	0	1	26		
14	HARTLEY, BRIA	g	4-12	0-2	0-1	2	2	4	0	8	2	4	0	1	28		
03	TUCK, MORGAN		5-10	2-4	0-0	1	0	1	2	12	3	2	0	0	20		
11	PULIDO, BRIANA		0-0	0-0	0-0	0	1	1	0	0	0	0	0	0	1		
12	CHONG, SANTIYA		0-2	0-1	2-2	0	2	3	2	1	2	0	0	0	19		
20	LAWLOR, TIERNEY		1-1	1-1	0-0	0	1	1	0	3	0	0	0	0	2		
23	MOSQUEDA-LEWIS, K.		4-9	2-3	0-0	2	3	5	0	10	0	0	1	0	26		
41	STOKES, KIAH		0-0	0-0	0-0	0	4	4	0	0	2	0	5	0	13		
Team						1	4	4									
Totals			32-69	7-19	9-12	14	37	51	11	80	22	16	9	5	200		
FG % 1st Half: 15.30 50.0% 2nd half: 17.39 43.6% Game: 14.39 46.4%																	
Dwight																	

FG % 1st Half: 15-30	50.0%	2nd half: 17-39	43.6%	Game: 32-69	46.4%	Deadball	
3FG % 1st Half: 5-11	45.5%	2nd half: 2-8	25.0%	Game: 7-19	36.8%	Rebounds	
FT % 1st Half: 5-6	83.3%	2nd half: 4-6	66.7%	Game: 9-12	75.0%	0	

Officials: Denise Brooks, Dennis DeMayo, Rachelle Jones
Technical fouls: CALIFORNIA-None. UCONN-None.
Attendance: 5468
2013 Maggie Dixon Classic

Score by periods	1st	2nd	Total	Points	In	Off	2nd	Fast	Bench
				28	Paint	T/O	Chance	Break	
CALIFORNIA	20	27	47	28	17	9	10	4	4
UConn	40	40	80	40	17	10	10	4	27

Last FG - CAL 2nd-01:24, UCONN 2nd-00:18.
Largest lead - CAL by 2 1st-17:57, UCONN by 36 2nd-09:16.

Score tied - 1 time.
Lead changed - 1 time.

GAME 11: No. 23/22 California 77, Lafayette 60

Dec. 29, 2013 - Berkeley, CA

Reshanda Gray scored No. 23/22 California's first seven points of the game and finished with 20 points and eight rebounds as the Golden Bears knocked off Lafayette, 77-60, in the non-conference finale at Haas Pavilion. Six players scored at least eight points against the Leopards, including **Courtney Range's** career-high 11 points off the bench.

Lafayette 60 • 6-5

#	Player	Total	3-Ptr	Rebounds	PF	TP	A	TO	Blk	Stl	Min			
		FG-FGA	FG-FGA	FT-FTA	Off	Def	Tot							
11	Liddle, Kristan	f 0-2	0-0	0-3	3	2	5	1	0	3	1	0	2	14
15	Homan, Emily	f 5-8	0-0	1-3	4	2	6	4	11	0	1	0	1	24
02	Peabody, Maddie	f 3-13	1-4	0-0	0	3	3	1	7	2	3	0	1	35
12	Macklin, Linnel	g 4-13	3-6	2-2	2	2	4	1	13	2	2	0	1	27
22	Faham, Madeline	g 2-8	0-1	2-2	4	5	9	1	8	1	2	0	1	30
05	Freeland, Brya	g 2-11	0-6	2-2	0	2	2	1	6	2	0	0	0	19
14	Waller, Jayla	0-0	0-0	0-0	0	0	0	0	0	0	1	0	0	1
23	Hood, Maia	0-0	0-0	0-0	0	1	1	1	0	0	1	0	0	2
25	Fiacco, Danielle	6-11	0-0	1-1	2	6	8	1	13	2	0	6	0	23
31	Loughney, Kelly	0-6	0-1	2-2	2	1	3	3	2	2	2	0	0	13
33	Snow, Annette	0-0	0-0	0-0	0	0	0	1	0	0	1	0	0	6
42	Ottewill-Soulsby, H.	0-1	0-0	0-0	0	1	1	0	0	0	1	0	0	3
43	Lutz, Ashley	0-1	0-0	0-0	0	1	1	1	0	1	0	0	0	3
	Team				3	3	6							
	Totals	23-74	4-18	10-12	20	29	49	17	60	15	16	6	6	200

FG % 1st Half: 11-36	30.6%	2nd half: 12-38	31.6%	Game: 23-74	31.1%	Deadball	
3FG % 1st Half: 2-11	18.2%	2nd half: 2-7	28.6%	Game: 4-18	22.2%	Rebounds	
FT % 1st Half: 3-4	75.0%	2nd half: 7-8	87.5%	Game: 10-12	83.3%	1	

23/22 California 77 • 8-3

#	Player	Total		3-Ptr		Rebounds		PF	TP	A	TO	Blk	Stl	Min	
		FG-FGA	FG-FGA	FT-FTA	Off	Def	Tot								
21	Gray, Reshanda	f	6-9	0-0	8-13	3	5	8	2	20	0	2	0	0	27
40	Hartman, Justine	f	0-1	0-0	0-0	1	2	3	0	0	0	0	0	0	16
02	Jemerigbe, Afure	f	3-10	3-7	0-0	0	4	4	1	9	2	1	2	2	27
12	Ben Abdelkader, Hind	g	2-8	2-7	2-2	0	3	3	0	8	1	1	1	1	33
15	Boyd, Brittany	g	5-10	0-2	3-3	1	2	3	2	13	7	5	0	4	29
05	Cohen, Avigiel	g	0-0	0-0	0-0	0	1	1	0	0	0	1	0	0	3
11	Dunn, Kyra	f	2-4	0-0	2-4	2	3	5	3	6	1	2	0	1	21
08	Shine, Brittany	f	1-1	0-0	0-0	0	2	2	1	2	1	0	0	0	6
24	Range, Courtney	f	5-13	0-1	1-1	1	6	7	1	11	1	2	0	1	21
30	Lyles, Mikayla	f	3-5	2-4	0-0	1	1	2	0	8	2	0	0	0	15
44	Waters, KC	f	0-1	0-0	0-0	0	0	0	1	0	0	0	0	0	2
Totals			27-62	7-21	16-23	10	32	42	11	77	15	14	5	9	200

2013-14 Box Scores

GAME 13: No. 23/21 California 101, Oregon 98 (OT)

Jan. 5, 2014 - Berkeley, CA

No. 23/21 California held on to defeat Oregon in overtime, 101-98, behind a career-high 33-point effort from junior **Reshanda Gray**. The two teams combined for a Haas Pavilion women's basketball record 199 points while California set the single-team mark for a women's game.

1/5/14 12 pm at Berkeley, CA (Haas Pavilion)

Oregon 98 • 9-4, 0-2 Pac-12

#	Player	Total			3-Ptr			Rebounds			PF	TP	A TO Blk Stl			Min
		FG-FGA	FG-FGA	FT-FTA	FG-FGA	FG-FGA	FT-FTA	Off Def Tot	Off Def Tot	PF			A TO Blk Stl	A TO Blk Stl	A TO Blk Stl	
02	Love, Danielle	f	1-5	1-3	0-0	1	4	5	4	3	1	2	1	1	1	34
14	Alleyne, Jillian	f	9-19	0-0	3-5	4	8	12	4	21	1	2	0	2	2	26
21	Rowe, Chrishae	g	10-32	3-10	1-2	3	7	10	4	24	3	1	0	1	1	36
22	Thomas, Ariel	g	8-14	2-4	3-4	2	6	8	5	21	7	2	0	1	1	36
31	Loper, Katelyn	g	2-10	1-7	0-0	0	5	5	1	5	1	0	0	1	1	26
01	Toler, Drea	g	0-1	0-0	0-0	0	0	0	0	0	0	0	1	0	0	2
03	Stanulis, Laura	g	1-1	0-0	0-0	0	0	0	0	2	1	0	0	0	0	2
12	Delgado, Amanda	g	0-2	0-1	0-0	0	1	1	0	0	0	0	0	0	0	8
15	Brenner, Liz	g	1-5	0-0	0-0	0	1	1	2	2	0	1	0	0	0	14
33	Petersen, Lexi	g	8-12	1-3	3-3	0	1	1	3	20	0	3	0	0	2	37
Team								2								
Totals		40-10			8-28			10-14			23			98		

FG % 1st Half:	17-45	37.8%	2nd half:	19-45	42.2%	OT:	4-11	36.4%	Game:	40-10	39.6%	Deadball	
3FG % 1st Half:	4-11	36.4%	2nd half:	4-14	28.6%	OT:	0-3	0.0%	Game:	8-28	28.6%	Rebounds	
FT % 1st Half:	4-5	80.0%	2nd half:	4-6	66.7%	OT:	2-3	66.7%	Game:	10-14	71.4%	3	

23/21 California 101 • 10-3, 2-0 Pac-12

#	Player	Total			3-Ptr			Rebounds			PF	TP	A TO Blk Stl			Min
		FG-FGA	FG-FGA	FT-FTA	FG-FGA	FG-FGA	FT-FTA	Off Def Tot	Off Def Tot	PF			A TO Blk Stl	A TO Blk Stl	A TO Blk Stl	
21	Gray, Reshanda	f	12-19	0-0	9-13	5	8	13	5	33	2	4	0	1	1	38
40	Hartman, Justine	f	1-4	0-0	0-0	0	1	1	0	2	2	0	0	0	0	16
02	Jemerigbe, Afure	g	4-12	0-2	2-2	1	2	3	2	10	4	8	2	1	1	37
12	Ben Abdelkader, Hind	g	1-7	1-3	0-0	0	4	4	2	3	2	1	0	0	0	28
15	Boyd, Brittany	g	6-10	1-2	4-6	0	5	5	4	17	9	7	0	4	4	25
11	Dunn, Kyra	g	1-2	0-0	0-0	0	2	2	0	2	0	0	1	0	0	5
23	Shine, Brittany	g	0-2	0-0	1-2	0	0	0	0	0	1	0	0	0	0	3
24	Range, Courtney	g	6-9	0-1	0-1	0	13	13	2	12	2	1	1	0	0	30
25	Brandon, Gennifer	g	3-10	0-0	3-6	4	4	8	1	9	1	1	0	0	0	22
30	Lyles, Mikayla	g	4-4	4-4	0-0	1	3	4	2	12	0	2	0	1	1	21
Team								2								
Totals		38-79			6-12			19-30			13			48		

FG % 1st Half:	12-34	35.3%	2nd half:	22-36	61.1%	OT:	4-9	44.4%	Game:	38-79	48.1%	Deadball	
3FG % 1st Half:	3-8	37.5%	2nd half:	3-4	75.0%	OT:	0-0	0.0%	Game:	6-12	50.0%	Rebounds	
FT % 1st Half:	11-18	61.1%	2nd half:	3-5	60.0%	OT:	5-7	71.4%	Game:	19-30	63.3%	4	

Officials: Bart Baldwin, Cathi Cornell, Kenneth Nash
Technical fouls: Oregon-None. 23/21 California-None.
Attendance: 2071

Score by periods	1st	2nd	OT	Total
Oregon	42	46	10	98
23/21 California	38	50	13	101

Last FG - ORE OT-00:01, CAL OT-00:43.
Largest lead - ORE by 7 1st-13:53, CAL by 11 2nd-07:58.

Points	In	Off	2nd	Fast	Bench
ORE	54	23	9	29	24
CAL	58	15	14	13	36

Score tied - 5 times.
Lead changed - 8 times.

GAME 14: No. 19/19 California 57, No. 17/17 Colorado 55

Jan. 10, 2014 - Boulder, CO

Trailing 55-54 with seven seconds remaining in the game, **Afure Jemerigbe** scored the go-ahead layup to put the Bears ahead, and **Courtney Range** stole Colorado's inbounds pass and sank a free throw to give the Bears the clutch 57-55 victory at No. 17 Colorado.

1/10/14 8 p.m. at Boulder, Colo. (Coors Events Center)

California 57 • 11-3, 3-0 Pac-12

#	Player	Total			3-Ptr			Rebounds			PF	TP	A TO Blk Stl			Min
		FG-FGA	FG-FGA	FT-FTA	FG-FGA	FG-FGA	FT-FTA	Off Def Tot	Off Def Tot	PF			A TO Blk Stl	A TO Blk Stl	A TO Blk Stl	
21	Gray, Reshanda	f	6-8	0-0	3-3	0	4	4	4	15	0	4	0	2	2	22
24	Range, Courtney	f	1-4	0-0	4-8	2	7	9	0	6	0	0	2	1	1	31
40	Hartman, Justine	f	2-5	0-0	0-2	1	2	3	0	4	3	1	0	1	1	25
02	Jemerigbe, Afure	g	4-8	0-0	0-0	1	0	1	1	8	0	2	1	0	1	37
10	Boyd, Brittany	g	6-18	0-5	1-2	2	6	8	5	13	3	4	0	2	3	34
11	Jefflo, Mercedes	g	1-1	0-0	0-2	1	1	2	2	2	0	2	0	0	1	14
11	Dunn, Kyra	g	0-0	0-0	0-0	0	0	0	0	2	0	0	0	0	0	6
12	Ben Abdelkader, Hind	g	0-4	0-2	0-0	0	2	2	1	0	1	0	1	0	1	13
25	Brandon, Gennifer	g	2-7	0-0	2-3	3	2	5	1	6	0	3	0	2	9	9
30	Lyles, Mikayla	g	1-2	1-2	0-0	0	0	0	0	1	3	0	0	0	0	9
Team								2								
Totals		23-58			1-9			10-20			12			28		

FG % 1st Half:	8-25	32.0%	2nd half:	15-33	45.5%	Game:	23-58	39.7%	Deadball	
3FG % 1st Half:	1-6	16.7%	2nd half:	0-3	0.0%	Game:	1-9	11.1%	Rebounds	
FT % 1st Half:	1-6	16.7%	2nd half:	9-14	64.3%	Game:	10-20	50.0%	5	

Colorado 55 • 11-3, 1-2 Pac-12

#	Player	Total			3-Ptr			Rebounds			PF	TP	A TO Blk Stl			Min
		FG-FGA	FG-FGA	FT-FTA	FG-FGA	FG-FGA	FT-FTA	Off Def Tot	Off Def Tot	PF			A TO Blk Stl	A TO Blk Stl	A TO Blk Stl	
32	Roberson, Arielle	f	8-11	1-2	4-8	3	4	7	3	21	1	0	2	2	3	32
50	Swan, Jamee	f	1-6	0-0	0-0	1	3	4	2	2	0	2	0	1	1	16
01	Kresl, Lexy	g	0-6	0-4	2-2	2	4	6	3	2	3	1	0	1	1	26
11	Wilson, Brittany	g	3-5	0-0	1-2	1	1	2	2	7	5	7	0	1	1	31
21	Sborov, Jasmine	g	1-7	0-3	0-0	1	4	5	4	2	0	4	1	1	1	30
12	Wilson, Ashley	g	2-5	0-0	2-2	2	1	3	1	6	0	2	1	0	0	15
22	Smith, Haley	g	2-5	0-0	1-1	0	1	1	0	5	0	0	0	0	2	11
34	Reese, Jen	g	2-9	0-1	0-0	1	6	7	2	4	0	1	0	0	1	28
40	Hargis, Rachel	g	2-5	0-0	2-3	0	0	0	3	6	0	0	0	0	1	11
Team								0								
Totals		21-56			1-10			12-18			11			28		

FG % 1st Half:	11-30	36.7%	2nd half:	10-26	38.5%	Game:	21-56	37.5%	Deadball	
3FG % 1st Half:	0-4	0.0%	2nd half:	1-6	16.7%	Game:	1-10	10.0%	Rebounds	
FT % 1st Half:	6-9	66.7%	2nd half:	6-9	66.7%	Game:	12-18	66.7%	2	

Officials: Melissa Barlow, Darren Krzesnik, Benny Luna
Technical fouls: California-None. Colorado-None.
Attendance: 2432

Score by periods	1st	2nd	Total
California	18	39	57
Colorado	26	27	55

Last FG - CAL 2nd-00:07, COLO 2nd-04:08.
Largest lead - CAL by 2 1st-16:07, COLO by 10 1st-00:19.

Points	In	Off	2nd	Fast	Bench
CAL	36	16	6	6	11
COLO	34	12	11	2	21

Score tied - 6 times.
Lead changed - 7 times.

GAME 15: No. 19 California 68, Utah 59

Jan. 12, 2014 - Salt Lake City, UT

Brittany Boyd scored 24 points to go with a team-high seven rebounds, four assists and three steals to lead No. 19 California to a 68-59 victory over Utah. The Bears remain unbeaten in Pac-12 play and were bolstered by a 13-of-17 effort from the free throw – setting a new high for the Lindsay Gottlieb era.

California 68 • 12-3, 4-0 Pac-12

#	Player		Total		3-Ptr		Rebounds					PF	TP	A				Min
			FG	FGA	FG	FGA	FT	FTA	Off	Def	Tot			Off	Def	Off	Def	
21	Gray, Reshanda	f	7	15	0-1	1-1	5	2	7	4	15	1	3	0	0	28		
24	Range, Courtney	f	1	3	0-0	0-0	1	5	6	2	2	1	1	0	1	16		
40	Hartman, Justine	f	3	8	0-0	0-0	0	0	0	3	6	1	2	0	0	21		
02	Jemerigbe, Afure	g	2	8	1-3	3-4	1	6	7	0	8	2	1	0	1	34		
10	Boyd, Brittany	g	9	16	0-1	6-7	1	6	7	3	24	4	2	0	3	37		
15	Jeffro, Mercedes		1	3	1-2	2-2	0	2	2	2	5	1	1	1	2	21		
11	Dunn, Kyra		0	1	0-0	0-0	1	0	1	0	0	0	0	0	0	2		
12	Ben Abdelkader, Hind		0	1	0-0	0-0	0	0	0	1	0	1	0	1	0	10		
25	Brandon, Gennifer		2	7	0-0	0-1	1	4	5	2	4	0	0	2	3	20		
30	Lyles, Mikayla		1	3	1-3	1-2	0	1	1	1	4	0	0	0	0	11		
	Team						5	2	7									
	Totals		26	65	3-10	13-17	15	28	43	18	68	11	10	4	10	200		

2013-14 Box Scores

GAME 17: No. 19/15 California 79, Arizona 64

Jan. 20, 2014 - Tucson, AZ

Reshanda Gray had her second double-double of the weekend and **Brittany Boyd** went 15-of-17 from the free throw line to lead No. 19 California to a 79-64 win at Arizona. Gray scored 20 points to go with 12 rebounds while Boyd scored 24 points with 5 rebounds, 7 assists and 4 steals.

1/20/14 3:00 p.m. at Tucson, Ariz. (McKale Center)

California 79 • 13-4 (5-1)

#	Player	Total FG-FGA	3-Ptr FG-FGA	FT-FTA	Rebounds Off Def Tot	PF	TP	A	TO	Blk	Stl	Min
11	Gray, Reshanda	f 7-9	0-0	6-8	2 10 12	1	20	0	1	0	0	29
40	Hartman, Justine	f 2-4	0-0	0-0	1 0 1	1	4	1	1	1	0	20
02	Jemerigbe, Afure	g 3-5	2-3	0-0	0 2 2	1	8	1	0	0	0	16
10	Jefflo, Mercedes	g 3-5	0-1	1-2	1 2 3	0	7	2	1	1	3	27
15	Boyd, Brittany	g 4-14	1-4	15-17	1 4 5	4	24	7	3	0	4	32
11	Dunn, Kyra	0-1	0-0	0-0	0 0 0	0	0	0	1	1	0	7
12	Ben Abdelkader, Hind	1-3	0-2	0-0	1 1 2	1	2	3	1	0	0	13
24	Range, Courtney	2-5	0-1	1-2	1 2 3	1	5	0	0	0	0	18
25	Brandon, Gennifer	3-5	0-0	0-0	0 3 3	3	6	0	1	0	2	19
30	Lyles, Mikayla	1-3	1-3	0-0	2 3 5	2	3	2	1	0	1	19
Team					1 0 1			1				
Totals		26-54	4-14	23-29	10 27 37	14	79	16	11	3	10	200

FG % 1st Half: 15-30 50.0% 2nd half: 11-24 45.8% Game: 26-54 48.1%
 3FG % 1st Half: 4-10 40.0% 2nd half: 0-4 0.0% Game: 4-14 28.6%
 FT % 1st Half: 6-8 75.0% 2nd half: 17-21 81.0% Game: 23-29 79.3%

Deadball
Rebounds
1

Arizona 64 • 4-13 (0-6)

#	Player	Total FG-FGA	3-Ptr FG-FGA	FT-FTA	Rebounds Off Def Tot	PF	TP	A	TO	Blk	Stl	Min
00	Workman, Breanna	f 1-1	0-0	0-0	0 2 2	4	2	0	0	0	1	15
24	Jones, LaBrittney	f 4-10	0-0	8-8	3 5 8	2	16	0	0	1	2	30
04	Warthen, Candice	g 0-11	0-2	0-0	0 1 1	1	0	2	2	0	0	36
01	Crutchfield, Carissa	g 6-14	3-6	1-1	1 3 4	3	16	3	3	0	0	27
10	Griffitts, Kama	g 3-10	2-5	2-2	0 4 4	5	10	3	3	0	1	31
15	Cannon, Keyahndra	1-6	0-0	0-1	2 2 4	2	2	0	2	0	0	19
23	Barnes, Erica	8-10	0-0	0-0	4 3 7	4	16	1	1	1	0	27
34	Merrill, Ashley	1-3	0-0	0-0	0 3 3	2	2	0	2	0	0	15
Team					4 0 4							
Totals		24-65	5-13	11-12	14 23 37	23	64	9	14	2	5	200

FG % 1st Half: 13-32 40.6% 2nd half: 11-33 33.3% Game: 24-65 36.9%
 3FG % 1st Half: 3-6 50.0% 2nd half: 2-7 28.6% Game: 5-13 38.5%
 FT % 1st Half: 2-3 66.7% 2nd half: 9-9 100.0% Game: 11-12 91.7%

Deadball
Rebounds
1

Officials: Penny Davis, Kyle Bacon, Brian Woods
 Technical fouls: California-None. Arizona-None.
 Attendance: 1154

Score by periods	1st	2nd	Total
California	40	39	79
Arizona	31	33	64

Points	In Paint	Off	2nd	Fast	Bench
CAL	36	12	12	8	16
ARIZ	32	7	12	10	20

Last FG - CAL 2nd-02:29, ARIZ 2nd-02:44.
 Largest lead - CAL by 15 2nd-10:55, ARIZ None.

Score tied - 1 time.
 Lead changed - 0 times.

GAME 18: USC 77, No. 19/16 California 70

Jan. 24, 2014 - Berkeley, CA

Brittany Boyd was one assist shy of a triple-double with 17 points, 13 rebounds and 9 assists, and **Afure Jemerigbe** matched her career-high with 17 points, but USC was able to rally and take a 77-70 win at Haas Pavilion. **Gennifer Brandon** added a double-double with 11 points and 11 rebounds.

1/24/14 6 pm at Berkeley, Calif. (Haas Pavilion)

USC 77 • 14-6, 7-1 Pac-12

#	Player	Total FG-FGA	3-Ptr FG-FGA	FT-FTA	Rebounds Off Def Tot	PF	TP	A	TO	Blk	Stl	Min
11	Harberts, Cassie	f 4-11	0-0	7-10	2 8 10	4	15	2	2	2	1	25
13	Horn, Kaneisha	f 2-6	0-1	0-0	0 3 3	4	4	1	2	0	0	16
21	Violeta, Alexyz	f 1-5	0-1	0-0	2 3 5	4	2	1	4	0	2	30
01	Adams, Jordan	g 3-3	1-1	0-0	0 2 2	2	7	2	1	0	1	19
12	Crook, Ariya	g 11-21	5-10	7-8	0 2 2	4	34	1	2	0	1	32
04	Calhoun, Deanna	0-1	0-0	0-0	1 4 5	3	0	2	0	0	0	7
03	Bradley, Desiree	2-2	2-2	1-2	1 1 2	2	7	1	0	2	0	23
10	Oliver, Kate	1-3	0-0	0-0	0 2 2	2	2	0	0	0	0	13
12	Jaco, Courtney	0-2	0-2	0-0	0 0 0	0	0	0	0	0	0	9
23	Barrett, Brianna	0-3	0-0	6-8	0 3 3	1	6	1	2	0	1	23
24	Edelman, Drew	0-0	0-0	0-0	0 0 0	0	0	0	0	0	0	1
32	Alotaibul, Kiki	0-0	0-0	0-0	0 0 0	1	0	0	0	0	0	2
Team					0 3 3							
Totals		24-57	8-17	21-28	6 31 37	27	77	11	15	4	6	200

FG % 1st Half: 12-28 42.9% 2nd half: 12-29 41.4% Game: 24-57 42.1%
 3FG % 1st Half: 2-6 33.3% 2nd half: 6-11 54.5% Game: 8-17 47.1%
 FT % 1st Half: 9-12 75.0% 2nd half: 12-16 75.0% Game: 21-28 75.0%

Deadball
Rebounds
5,1

19/16 California 70 • 13-5, 5-2 Pac-12

#	Player	Total FG-FGA	3-Ptr FG-FGA	FT-FTA	Rebounds Off Def Tot	PF	TP	A	TO	Blk	Stl	Min
21	Gray, Reshanda	f 5-11	0-0	3-5	6 2 8	4	13	0	1	0	1	30
40	Hartman, Justine	f 3-4	0-0	0-0	1 1 2	3	9	0	2	0	1	23
02	Jemerigbe, Afure	g 7-17	1-4	2-2	2 1 0	1	3	17	3	1	0	40
10	Jefflo, Mercedes	g 1-6	0-0	1-2	1 2 3	3	3	0	2	0	1	24
15	Boyd, Brittany	g 4-14	0-3	9-15	1 12 13	4	17	9	6	0	1	35
12	Ben Abdelkader, Hind	0-2	0-2	0-0	0 0 0	0	2	0	0	0	0	6
24	Range, Courtney	0-1	0-0	0-0	0 3 3	0	0	0	1	0	0	7
25	Brandon, Gennifer	4-9	0-0	3-4	3 8 11	3	11	0	0	0	1	23
30	Lyles, Mikayla	0-2	0-2	0-0	1 0 1	1	0	0	2	0	0	12
Team					1 1 2			1				
Totals		24-66	1-11	21-32	16 29 45	23	70	12	16	0	6	200

FG % 1st Half: 16-34 47.1% 2nd half: 8-32 25.0% Game: 24-66 36.4%
 3FG % 1st Half: 1-5 20.0% 2nd half: 0-6 0.0% Game: 1-11 9.1%
 FT % 1st Half: 8-12 66.7% 2nd half: 13-20 65.0% Game: 21-32 65.6%

Officials: Shelley Russi, Marianne Karp, Kent Johnson
 Technical fouls: USC-None. 19/16 California-None.
 Attendance: 1699

Score by periods	1st	2nd	Total
USC	35	42	77
19/16 California	41	29	70

Points	In Paint	Off	2nd	Fast	Bench
USC	24	10	12	8	15
CAL	28	8	12	8	11

Last FG - USC 2nd-01:56, CAL 2nd-00:21.
 Largest lead - USC by 7 2nd-00:06, CAL by 11 1st-04:00.

Score tied - 6 times.
 Lead changed - 4 times.

GAME 19: No. 19/16 California 69, UCLA 53

Jan. 26, 2014 - Berkeley, CA

Reshanda Gray scored 32 points, on 12-of-18 shooting, and pulled down 15 rebounds as No. 19 California beat UCLA 69-53. **Brittany Boyd** added 18 points, five rebounds and six assists as the Golden Bears knocked off UCLA for the third consecutive season in Berkeley.

UCLA 53 • 10-11, 4-5 Pac12

#	Player	Total FG-FGA	3-Ptr FG-FGA	FT-FTA	Rebounds Off Def Tot	PF	TP	A	TO	Blk	Stl	Min
11	Nyingifa, Atoney	f 3-13	0-0	2-4	3 0 3	2	8	0	3	1	0	34
34	Costa, Corinne	f 4-8	0-0	0-0	0 3 3	5	8	2	4	6	1	29
13	Livulo, Luiana	c 1-1	0-0	0-0	2 2 4	4	2	1	3	1	1	29
01	Lemberger, Thea	g 3-11	1-6	2-4	2 1 3	2	9	4	4	0	0	36
21	Fields, Nirra	g 10-20	2-4	4-7	1 9 10	3	26	0	2	1	0	35
14	Williams, Dominique	0-0	0-0	0-0	0 0 0	0	0	1	0	0	0	6
20	Gardner, Rhema	0-1	0-0	0-0	1 1 2	1	0	1	0	1	0	15
22	Brooks, Madeline	0-2	0-1	0-0	0 1 1	1	0	1	0	0	0	16
Team					1 1 2							
Totals		21-56	3-11	8-15	10 18 28	18	53	9	17	9	4	200

FG % 1st Half: 11-28 39.3% 2nd half: 10-28 35.7% Game: 21-56 37.5%
 3FG % 1st Half: 3-6 50.0% 2nd half: 0-5 0.0% Game: 3-11 27.3%
 FT % 1st Half: 6-11 54.5% 2nd half: 2-4 50.0% Game: 8-15 53.3%

Deadball
Rebounds
2

19/16 California 69 • 14-5, 6-2 Pac12

#	Player	Total FG-FGA	3-Ptr FG-FGA	FT-FTA	Rebounds Off Def Tot	PF	TP	A	TO	Blk	Stl	Min
21	Gray, Reshanda	f 12-18	0-0	8-9	6 9 15	2	32	1	2	0	2	38
40	Hartman, Justine	f 1-1	0-0	0-0	0 3 3	1	2	0	2	0	0	22
02	Jemerigbe, Afure	g 1-6	0-3	2-2	1 1 2	2	4	1	3	0	0	26
10	Jefflo, Mercedes	g 0-2	0-1	0-0	0 4 4	2	0	0	1	0	1	19
15	Boyd, Brittany	g 6-13	0-2	6-9	1 4 5	3	18	6	4	0	3	34
11	Dunn, Kyra	0-0	0-0	0-0	0 0 0	0	0	0	0	0	0	2
12	Ben Abdelkader, Hind	1-4	1-3	0-0	0 1 1	1	3	0	2	0	0	16
23	Shine, Brittany	0-0	0-0	0-0	0 0 0	0	0	0	0	0	0	2
24	Range, Courtney	1-3	0-0	0-0	2 0 2	2	2	0	1	0	0	14
25	Brandon, Gennifer	2-5	0-0	4-4	2 2 4	2	8	0	2	0	0	16
30	Lyles, Mikayla	0-0	0-0	0-0	0 1 1	1	0	1	1	0	0	9
44	Waters, KC	0-1	0-0	0-0	0 0 0	0	0	0	0	0	0	2
Team					2 4 6			1				
Totals		24-53	1-9	20-24	14 29 43	16	69	9	19	0	6	200

FG % 1st Half: 12-26 46.2% 2nd half: 12-27 44.4% Game: 24-53 45.3%
 3FG % 1st Half: 1-5 20.0% 2nd half: 0-4 0.0% Game: 1-9 11.1%
 FT % 1st Half: 12-13 92.3% 2nd half: 8-11 72.7% Game: 20-24 83.3%

Deadball
Rebounds
1,1

Officials: Lisa Jones, Brenda Pantoja, Darren Kzesnik
 Technical fouls: UCLA-None. 19/16 California-None.
 Attendance: 2060

Score by periods	1st	2nd	Total
UCLA	31	22	53
19/16 California	37	32	69

Points	In Paint	Off	2nd	Fast	Bench
UCLA	26	12	6	8	0
CAL	40	12	14	10	13

Last FG - UCLA 2nd-00:12, CAL 2nd-02:17.
 Largest lead - UCLA by 4 1st-06:56, CAL by 20 2nd-02:17.

Score tied - 5 times.
 Lead changed - 2 times.

GAME 20: No. 4/4 Stanford 70, No. 21/19 California 64

Jan. 28, 2014 - Palo Alto, CA

California rallied from 30 points down (59-29) with 13:35 to go in

2013-14 Box Scores

GAME 21: No. 4/4 Stanford 79, No. 21/19 California 64 February 2, 2014 - Berkeley, CA

Mikayla Lyles scored a career-high 16 points and **Brittany Boyd** scored at least 20 for the second consecutive game to go with six rebounds and six assists, but No. 4 Stanford took a 79-64 win at Haas Pavilion to run its winning streak to 20 games.

#4/4 Stanford 79 • 21-1, 10-0 Pac

#	Player	Total		3-Ptr		Rebounds		PF	TP	A	TO	Blk	Stl	Min
		FG	F-GA	FG	F-GA	Off	Def							
03	Ruef, Mikaela	f	2-5	0-1	5-6	1	10	11	3	9	5	2	0	40-
13	Ogwumike, Chiney	f	10-16	0-1	9-12	1	7	8	3	29	4	2	3	38
01	Thompson, Lili	g	3-3	1-1	0-0	0	0	0	2	7	0	2	0	18
21	James, Sara	g	0-1	0-0	0-0	0	1	1	0	0	3	0	0	7
03	Orrange, Amber	g	5-10	0-1	3-5	1	4	5	3	13	3	2	0	1
00	Green, Alex	g	0-0	0-0	0-0	0	0	0	0	0	0	0	0	0+
04	Greenfield, Taylor	g	1-4	0-1	0-0	0	1	1	2	2	1	0	0	0
10	Roberson, Briana	g	0-0	0-0	0-0	0	0	0	0	0	0	0	0	0+
24	McCall, Erica	g	0-1	0-0	0-0	0	1	1	0	0	0	0	0	2
32	Johnson, Kallee	g	0-0	0-0	0-0	0	1	1	0	0	0	0	0	0+
41	Samuelson, Bonnie	g	1-1	1-1	0-0	0	0	0	2	3	0	0	0	8
44	Samuelson, Karlie	g	4-6	1-2	7-7	0	2	2	1	16	1	2	0	1
Team						0	3	3						
Totals			26-47	3-8	24-30	3	30	33	16	79	17	10	3	2

FG % 1st Half: 14-25 56.0% 2nd half: 12-22 54.5% Game: 26-47 55.3%
3FG % 1st Half: 2-6 33.3% 2nd half: 1-2 50.0% Game: 3-8 37.5%
FT % 1st Half: 5-6 83.3% 2nd half: 19-24 79.2% Game: 24-30 80.0%

21/19 California 64 • 14-7, 6-4 Pac-12

#	Player	Total		3-Ptr		Rebounds		PF	TP	A	TO	Blk	Stl	Min
		FG	F-GA	FG	F-GA	Off	Def							
21	Gray, Reshanda	f	3-6	0-0	1-1	2	3	5	5	7	2	2	0	1
40	Hartman, Justine	f	0-3	0-0	0-0	0	0	0	3	0	2	0	0	1
02	Jemerigbe, Afure	g	3-12	1-5	2-2	3	4	7	4	9	1	0	0	0
15	Boyd, Brittany	g	7-15	1-3	5-9	2	4	6	4	20	6	4	0	2
30	Lyles, Mikayla	g	6-9	4-5	0-0	0	1	1	4	16	1	0	0	1
10	Jefflo, Mercedes	g	2-4	0-2	2-3	0	1	1	1	6	0	3	0	1
12	Ben Abdelkader, Hind	g	0-2	0-1	0-0	0	0	0	1	0	0	0	0	5
24	Range, Courtney	g	1-3	0-0	0-2	3	0	3	1	2	0	0	0	0
25	Brandon, Gennifer	g	1-7	0-1	2-4	2	4	6	4	4	0	0	0	0
Team						0	1	1						
Totals			23-61	6-17	12-21	12	18	30	27	64	10	11	0	5

FG % 1st Half: 9-29 31.0% 2nd half: 14-32 43.8% Game: 23-61 37.7%
3FG % 1st Half: 2-9 22.2% 2nd half: 4-8 50.0% Game: 6-17 35.3%
FT % 1st Half: 5-7 71.4% 2nd half: 7-14 50.0% Game: 12-21 57.1%

Officials: Melissa Barlow, Wanda Szeremeta, Brian Woods
Technical fouls: #4/4 Stanford-None. 21/19 California-None.
Attendance: 5715

Score by periods	1st	2nd	Total
#4/4 Stanford	35	44	79
21/19 California	25	39	64

Points	In	Off	2nd	Fast	Bench
CAL	30	14	3	4	21
WSU	22	8	12	2	12

GAME 22: No. 23/22 California 70, Washington 65 Feb. 7, 2014 - Seattle, WA

Two double-doubles and a near-triple-double led California to a 70-65 win at Washington to end a two-game skid. **Brittany Boyd** scored 14 points to go with 9 assists and 9 rebounds while **Reshanda Gray** (20 points, 12 rebounds) and **Gennifer Brandon** (10 points, 12 rebounds) both put up double-doubles.

02/07/14 8:00 p.m. at Seattle, WA - Alaska Airlines Arena

California 70 • 15-7, 7-4

#	Player	Total		3-Ptr		Rebounds		PF	TP	A	TO	Blk	Stl	Min
		FG	F-GA	FG	F-GA	Off	Def							
21	Gray, Reshanda	f	9-16	0-0	2-4	2	10	12	2	20	2	4	0	32
40	Hartman, Justine	f	1-5	0-0	0-0	0	1	1	0	2	0	0	1	12
02	Jemerigbe, Afure	g	3-11	2-5	0-0	0	3	3	2	8	1	3	0	1
15	Boyd, Brittany	g	5-10	2-2	2-4	0	9	9	3	14	9	3	1	30
30	Lyles, Mikayla	g	4-8	4-8	0-0	0	1	1	1	12	1	1	0	34
10	Jefflo, Mercedes	g	1-2	1-1	1-2	0	0	0	2	4	2	0	1	12
24	Range, Courtney	g	0-0	0-0	0-0	0	1	1	1	0	1	1	0	11
25	Brandon, Gennifer	g	4-11	0-0	2-3	3	9	12	1	10	1	1	0	1
Team						3	1	4						
Totals			27-63	9-16	7-13	8	35	43	12	70	17	13	3	6

FG % 1st Half: 13-34 38.2% 2nd half: 14-29 48.3% Game: 27-63 42.9%
3FG % 1st Half: 6-10 60.0% 2nd half: 3-6 50.0% Game: 9-16 56.3%
FT % 1st Half: 3-6 50.0% 2nd half: 4-7 57.1% Game: 7-13 53.8%

Washington 65 • 12-10, 5-6

#	Player	Total		3-Ptr		Rebounds		PF	TP	A	TO	Blk	Stl	Min
		FG	F-GA	FG	F-GA	Off	Def							
03	Walton, Talia	f	7-16	3-5	2-2	2	7	9	4	19	0	0	2	1
23	Williams, Aminah	f	3-5	1-1	2-2	2	7	9	0	9	0	1	1	4
01	Wetmore, Mercedes	g	0-3	0-0	1-2	0	4	4	1	4	3	0	1	35
10	Plum, Kelsey	g	5-16	2-7	4-4	0	1	1	3	16	9	5	0	40
32	Davis, Jazmine	g	7-18	5-7	1-2	0	4	4	0	20	1	1	0	1
00	Osahor, Chantel	g	0-0	0-0	0-0	0	3	3	1	0	0	1	1	10
13	Collier, Katie	g	0-3	0-0	0-0	0	0	0	0	2	0	1	1	0
22	Atchley, Alexis	g	0-0	0-0	0-0	0	0	0	0	0	0	0	0	0
Team						1	3	4						
Totals			22-61	11-20	10-12	5	29	34	14	65	15	11	4	8

FG % 1st Half: 11-31 35.5% 2nd half: 11-30 36.7% Game: 22-61 36.1%
3FG % 1st Half: 6-9 66.7% 2nd half: 5-11 45.5% Game: 11-20 55.0%
FT % 1st Half: 3-4 75.0% 2nd half: 7-8 87.5% Game: 10-12 83.3%

Officials: Brenda Pantoja, KC Nash, Janetta Graham
Technical fouls: California-None. Washington-None.
Attendance: 1782

Score by periods	1st	2nd	Total
California	35	35	70
Washington	31	34	65

Points	In	Off	2nd	Fast	Bench
CAL	28	17	9	6	14
WASH	12	7	9	6	0

Last FG - CAL 2nd-01:01, WASH 2nd-03:35.
Largest lead - CAL by 6 1st-03:22, WASH by 8 2nd-12:08.
Score tied - 9 times.
Lead changed - 12 times.

GAME 23: No. 23/22 California 87, WSU 70 Feb. 9, 2014 - Pullman, WA

No. 23/22 Cal used a 19-0 second half run to break away from Washington State with an 87-70 victory. For the second consecutive game, **Reshanda Gray** and **Gennifer Brandon** both hit double-doubles with the highlight being Gray's layup in the first half that made her the 26th member of the California 1,000-point club.

California 87 • 16-7, 8-4

#	Player	Total		3-Ptr		Rebounds		PF	TP	A	TO	Blk	Stl	Min
		FG	F-GA	FG	F-GA	Off	Def							
21	Gray, Reshanda	f	7-14	0-0	10-13	3	7	10	3	24	0	3	0	2
40	Hartman, Justine	f	0-0	0-0	0-0	0	1	1	0	0	0	0	0	9
02	Jemerigbe, Afure	g	8-16	0-2	2-2	4	3	7	4	18	2	2	1	2
15	Boyd, Brittany	g	7-14	2-3	7-8	3	5	8	5	23	5	2	3	35
30	Lyles, Mikayla	g	1-4	1-3	2-2	0	2	2	1	5	0	0	0	23
10	Jefflo, Mercedes	g	1-1	0-0	2-4	1	0	1	3	4	1	2	0	10
11	Dunn, Kyra	g	0-0	0-0	0-0	0	0	0	0	0	0	0	0	1
23	Shine, Brittany	g	0-3	0-0	0-0	0	0	0	0	0	0	0	0	1
24	Range, Courtney	g	0-3	0-1	0-1	0	3	3	2	0	0	2	0	18
25	Brandon, Gennifer	g	6-16	0-0	1-3	9	11	20	2	13	1	4	0	32
44	Waters, KC	g	0-0	0-0	0-0	0	0	0	0	0	0	0	0	1
Team						1	2	3						
Totals			30-68	3-9	24-33	21	34	55	20	87	10	15	1	7

FG % 1st Half: 13-35 37.1% 2nd half: 17-33 51.5% Game: 30-68 44.1%
3FG % 1st Half: 0-6 0.0% 2nd half: 3-3 100.0% Game: 3-9 33.3%
FT % 1st Half: 11-15 73.3% 2nd half: 13-18 72.2% Game: 24-33 72.7%

Washington State 70 • 12-12, 6-6

Washington State 19-22-21															
#	Player	Total		3-Ptr		Rebounds		PF	TP	A	TO	Blk	Stl	Min	
		FG	F-GA	FT	FTA	Off	Def								
22	Romberg, Sage	f	1-4	0-2	0-0	0	4	4	3	2	0	1	4	1	21
23	Dheensaw, Shalie	c	2-5	0-0	1-1	1	2	3	4	5	0	2	0	0	19
03	Galdeira, Lia	g	5-13	1-2	2-3	0	4	4	3	13	2	1	0	2	30
05	Presley, Tia	g	5-11	2-3	8-9	0	1	1	4	20	3	1	0	2	25
11	Awa, Dawnyelle	g	0-3	0-1	0-0	1	1	2	0	0	1	4	0	2	27
10	Williamson, Alexas	g	0-1	0-0	0-0	1	1	2	3	0	0	0	0	0	12
12	Edmondson, Taylor	g	4-9	3-4	0-0	0	0	0	0	11	1	1	0	0	1
13	Kmetovska, Ivana	g	1-1	0-0	0-0	0	0	0	0	2	0	0	0	0	3
24	Thomas, Brandi	g	3-6	1-1	1-1	0	1	1	3	8	2	0	0	0	17
34	Cooks, Mariah	g	3-9	0-4	3-4	1	6	7	5	9	2	3	0	1	24
	Team					1	2	3							

2013-14 Box Scores

GAME 25: No. 22 California 74, No. 15 Arizona State 63

February 16, 2014 - Berkeley, CA

Brittany Boyd didn't let a hurt ankle slow her down and 21 points to go with 8 rebounds and 6 assists as Cal knocked off No. 15 Arizona State, 74-63, to claim second place in the Pac-12. **Afure Jemerigbe** had a career-high 23 points. **Reshanda Gray** and **Gennifer Brandon** both put up double-doubles.

15/21 Arizona State 63 • 20-6, 9-5 Pac 12

#	Player	Total		3-Ptr		Rebounds		PF	TP	A	TO	Blk	Stl	Min
		FG	FGA	FG	FGA	FT	FTA							
21	Brunner, Sophie	f	4-9	0-0	0-1	5	5	10	4	8	0	2	0	23
24	Moos, Kelsey	f	0-6	0-2	4-6	0	9	9	3	4	0	1	0	29
10	Mann, Deja	g	3-8	1-3	4-4	0	3	3	0	11	1	2	0	20
05	Amukamara, Promise	g	3-5	0-0	0-0	0	2	2	4	6	0	1	0	26
14	Thomas, Adrienne	g	4-10	0-0	2-2	1	2	3	2	10	2	0	0	20
00	Hempen, Katie	g	5-11	1-4	1-2	0	2	2	3	12	1	3	0	18
01	Hawkins, Arnesia	g	3-5	0-0	0-0	1	1	2	0	6	2	0	0	15
03	Burke, Joy	g	1-5	0-0	0-1	1	1	2	4	2	0	2	0	17
22	Dornstauder, Quinn	g	0-2	0-0	0-0	0	0	0	0	0	1	0	0	5
23	Davis, Elisea	g	2-4	0-0	0-0	0	1	1	4	4	1	1	0	21
43	Normen, Eliza	g	0-2	0-0	0-0	0	0	0	0	0	1	0	0	6
Team														
Totals		25-67		2-9		11-16		12		26		38		24 63 9 14 0 13 200

FG % 1st Half: 14-34 41.2% 2nd half: 11-33 33.3% Game: 25-67 37.3%
 3FG % 1st Half: 0-3 0.0% 2nd half: 2-6 33.3% Game: 2-9 22.2%
 FT % 1st Half: 2-4 50.0% 2nd half: 9-12 75.0% Game: 11-16 68.8%

22/22 California 74 • 18-7, 10-4 Pac12

#	Player	Total		3-Ptr		Rebounds		PF	TP	A	TO	Blk	Stl	Min
		FG	FGA	FG	FGA	FT	FTA							
21	Gray, Reshanda	f	5-8	0-0	1-2	3	9	12	4	11	0	4	1	29
40	Hartman, Justine	f	1-2	0-0	0-0	1	0	1	1	4	0	0	0	8
02	Jemerigbe, Afure	g	9-19	2-2	3-7	2	2	4	3	23	0	5	0	39
15	Boyd, Brittany	g	7-17	1-1	6-12	2	6	8	3	21	6	4	0	38
30	Lyles, Mikayla	g	0-2	0-1	0-0	0	2	2	0	0	2	0	0	21
10	Jefflo, Mercedes	g	1-5	0-1	0-0	1	2	3	1	2	1	1	1	29
24	Range, Courtney	g	0-2	0-0	0-1	1	1	2	2	0	0	1	1	17
25	Brandon, Gennifer	g	5-9	0-0	5-5	4	10	14	3	15	0	1	2	0
Team														
Totals		28-64		3-5		15-27		16		33		49		17 74 9 16 5 7 200

FG % 1st Half: 14-32 43.8% 2nd half: 14-32 43.8% Game: 28-64 43.8%
 3FG % 1st Half: 1-2 50.0% 2nd half: 2-3 66.7% Game: 3-5 60.0%
 FT % 1st Half: 3-6 50.0% 2nd half: 12-21 57.1% Game: 15-27 55.6%

Officials: Charles Gonzalez, Darren Krzesnik, Alejandro Moreno
 Technical fouls: 15/21 Arizona State-None. 22/22 California-None.
 Attendance: 2241

Score by periods	1st	2nd	Total
15/21 Arizona State	30	33	63
22/22 California	32	42	74

Last FG - ASU 2nd-00:56, CAL 2nd-01:40.
 Largest lead - ASU by 2 1st-19:49, CAL by 15 2nd-13:44.

Points	In	Off	2nd	Fast	Bench
ASU	40	12	10	12	24
CAL	44	16	17	6	17

Score tied - 2 times.
 Lead changed - 7 times.

GAME 26: No. 18 California 77, UCLA 72

Feb. 21, 2014 - Los Angeles, CA

A total team effort was necessary, and once again a **Brittany Boyd** last second steal sealed the victory as No. 18/19 California took a 77-72 win at UCLA to sweep the season series against the Bruins. Five Golden Bears hit double-figures scoring, led by **Afure Jemerigbe's** 18 points.

02/21/14 8:06 p.m. at Los Angeles, Calif. (Pauley Pavilion)

California 77 • 19-7, 11-4

#	Player	Total		3-Ptr		Rebounds		PF	TP	A	TO	Blk	Stl	Min
		FG	FGA	FG	FGA	FT	FTA							
21	Gray, Reshanda	f	3-10	0-0	7-8	5	10	15	3	13	2	3	0	40
40	Hartman, Justine	f	1-2	0-0	0-0	0	0	0	1	2	0	0	0	8
02	Jemerigbe, Afure	g	4-14	2-7	5-5	0	2	2	4	15	4	3	0	32
15	Boyd, Brittany	g	4-10	1-3	5-8	0	6	6	3	14	6	6	0	37
30	Lyles, Mikayla	g	2-5	2-5	2-2	0	0	0	1	8	0	0	0	16
10	Jefflo, Mercedes	g	0-2	0-2	0-0	0	1	1	2	0	2	1	0	13
24	Range, Courtney	g	4-9	3-6	0-0	3	0	3	3	11	1	1	0	22
25	Brandon, Gennifer	g	6-9	0-0	2-8	6	5	11	1	14	0	1	0	32
Team														
Totals		24-61		8-23		21-31		19		25		44		18 77 15 15 0 6 200

FG % 1st Half: 11-31 35.5% 2nd half: 13-30 43.3% Game: 24-61 39.3%
 3FG % 1st Half: 0-3 0.0% 2nd half: 5-11 45.5% Game: 8-23 34.8%
 FT % 1st Half: 10-11 90.9% 2nd half: 11-20 55.0% Game: 21-31 67.7%

UCLA 72 • 12-15, 6-9

#	Player	Total		3-Ptr		Rebounds		PF	TP	A	TO	Blk	Stl	Min
		FG	FGA	FG	FGA	FT	FTA							
11	Nyngifala, Atoneye	f	9-12	0-0	4-7	1	6	7	1	22	3	2	1	39
34	Costa, Corinne	f	1-4	0-0	0-2	0	3	3	5	2	1	1	3	0
13	Livulu, Luiana	c	0-3	0-0	1-4	0	3	3	4	1	0	0	0	32
01	Lemberger, Thea	g	7-18	3-7	0-0	1	2	3	2	17	5	6	0	40
21	Fields, Nirra	g	12-20	1-5	5-5	1	4	5	4	30	5	1	0	38
14	Williams, Dominique	g	0-0	0-0	0-0	2	1	3	1	0	1	1	0	15
20	Gardner, Rhema	g	0-0	0-0	0-0	2	1	3	2	0	0	0	1	15
22	Brooks, Madeline	g	0-0	0-0	0-0	0	0	0	1	0	2	0	0	12
Team														
Totals		29-57		4-12		10-18		9		22		31		20 72 17 11 5 8 200

FG % 1st Half: 17-30 56.7% 2nd half: 12-27 44.4% Game: 29-57 50.9%
 3FG % 1st Half: 1-4 25.0% 2nd half: 3-8 37.5% Game: 4-12 33.3%
 FT % 1st Half: 1-7 14.3% 2nd half: 9-11 81.8% Game: 10-18 55.6%

Officials: Marianne Karp, Kyle Bacon, Kent Johnson
 Technical fouls: California-None. UCLA-None.
 Attendance: 2381

Score by periods	1st	2nd	Total
California	35	42	77
UCLA	36	36	72

Last FG - CAL 2nd-03:24, UCLA 2nd-02:56.
 Largest lead - CAL by 7 2nd-13:04, UCLA by 5 1st-16:54.

Points	In	Off	2nd	Fast	Bench
CAL	26	16	13	4	25
UCLA	28	15	5	2	0

Score tied - 16 times.
 Lead changed - 19 times.

GAME 27: No. 18 California 76, USC 67

Feb. 23, 2014 - Los Angeles, CA

Reshanda Gray scored eight consecutive points in a second-half opening run that helped put the game out of reach as No. 18 California took a 76-67 win at USC for the Southern California weekend sweep. The Bears have also secured a first-round bye at the tournament by guaranteeing a top four conference finish.

#18 California 76 • 20-7, 12-4

#	Player	Total		3-Ptr		Rebounds		PF	TP	A	TO	Blk	Stl	Min
		FG	FGA	FG	FGA	FT	FTA							
21	Gray, Reshanda	f	10-14	0-0	2-2	2	9	11	3	22	2	0	1	26
40	Hartman, Justine	f	3-3	0-0	1-4	0	1	1	4	7	2	1	0	22
02	Jemerigbe, Afure	g	5-11	0-3	6-6	1	0	1	2	16	7	4	2	38
15	Boyd, Brittany	g	3-7	0-1	2-2	0	8	8	2	8	5	6	1	39
30	Lyles, Mikayla	g	2-5	2-4	0-0	0	2	2	2	6	1	2	0	21
10	Jefflo, Mercedes	g	0-2	0-0	0-0	1	0	1	0	0	1	1	0	10
11	Dunn, Kyra	g	0-0	0-0	0-0	0	0	0	0	0	0	0	0	1
23	Shine, Brittany	g	0-0	0-0	0-0	0	0	0	0	0	0	0	0	1
24	Range, Courtney	g	3-8	2-3	0-0	1	3	4	0	8	1	1	0	17
25	Brandon, Gennifer	g	4-8	0-0	1-3	4	2	6	2	9	0	0	0	24
44	Waters, KC	g	0-0	0-0	0-0	0	0	0	0	0	0	0	0	1
Team														
Totals		30-59		4-11		12-17		10		28		38		15 76 19 15 4 2 200

FG % 1st Half: 15-29 51.7% 2nd half: 15-30 50.0% Game: 30-59 50.8%
 3FG % 1st Half: 2-4 50.0% 2nd half: 2-7 28.6% Game: 4-11 36.4%
 FT % 1st Half: 2-4 50.0% 2nd half: 10-13 76.9% Game: 12-17 70.6%

USC 67 • 16-12, 9-7

#	Player		Total	3-Ptr	Rebounds									
			FG-FGA	FG-FGA	FT-FTA	Off	Def	Tot	PF	TP	A	TO	Blk	Stl
11	Harberts, Cassie	f	8-14	0-0	2-4	2	1	3	1	18	4	2	1	0
21	Violettae, Alexey	f	1-4	1-2	1-2	1	6	7	4	4	2	1	0	35
22	Alafatou, Kiki	f	0-9	0-0	4-10	0	4	4	0	1	0	0	0	18
14	Crook, Ariya	f	4-16	2-8	0-0	1	3	4	1	10	4	3	0	31
23	Barrett, Brianna	g	0-4	0-1	0-0	1	1	3	0	2	2	0	1	13
01	Adams, Jordan	f	3-6	1-3	0-0	1	4	5	0	7	2	1	1	0
02	Calhoun, Deanna	f	0-0	0-0	0-0	0	0	0	1	0	0	0	0	5
03	Bradley, Desiree	f	3-4	2-2	1-2	1	2	3	5	9	2	0	0	1
04	Totten, Debra	f	0-0	0-1	0-0	0	0	0	2	0	0	0	0	15
10	Oliver, Kate	f	1-3	0-1	0-0	1	2	3	0	2	0	0	0	7
12	Jaco, Courtney	f	0-0	0-0	1-2	0	0	0	0	1	1	0	0	11
13	Horn, Kaneisha	f	1-1	0-0	0-0	0	2	2	1	2	0	0	0	6
24	Edelman, Drew	f	1-1	0-0	0-0	0	0	0	0	2	0	0	0	1
	Team					1	1	2			1			
			39-63	6-17	5-10	10	33	43	18	67	10	11	2	7
														200

2013-14 Box SCORES

GAME 29: Washington 70, No. 18 California 65

March 1, 2014 - Berkeley, CA

Brittany Boyd sat out with a mild knee sprain and Washington was able to sneak away with a 70-65 win in the regular season finale. **Afure Jemerigbe** scored a career-high 24 points, led by a 5-of-11 effort from beyond the arc. Cal ends the season No. 2 in the Pac-12 standings.

Washington 70 • 17-12, 10-8

#	Player	Total			3-Ptr		Rebounds			PF	TP	A	TO	Blk	Stl	Min
		FG-FGA	FG-FGA	FT-FTA	Off	Def	Tot									
03	Walton, Talia	f	4-11	4-9	0-0	0	4	4	4	12	1	1	1	1	3	26
23	Williams, Aminah	f	3-5	0-0	0-0	2	6	8	1	6	0	0	1	1	1	32
01	Wetmore, Mercedes	g	4-7	0-1	0-2	1	4	5	0	8	1	1	0	0	0	40
10	Plum, Kelsey	g	7-16	2-7	6-6	2	4	6	2	22	6	5	0	2	2	38
32	Davis, Jazmine	g	8-22	2-7	2-4	1	5	6	2	20	3	2	0	2	2	39
00	Osahor, Chantel	g	1-2	0-1	0-0	0	3	3	3	2	0	0	1	0	1	15
12	Collier, Katie	g	0-1	0-0	0-0	0	1	1	3	0	0	0	1	0	1	7
23	Atchley, Alexis	g	0-0	0-0	0-0	0	0	0	1	0	0	0	0	0	0	3
Team						0	4	4								
Totals			27-64	8-25	8-12	6	31	37	16	70	11	9	4	8	200	
FG % 1st Half: 15-34		44.1%	2nd half: 12-30		40.0%	Game: 27-64		42.2%							Deadball	
3FG % 1st Half: 3-13		23.1%	2nd half: 5-12		41.7%	Game: 8-25		32.0%							Rebounds	
FT % 1st Half: 3-4		75.0%	2nd half: 5-8		62.5%	Game: 8-12		66.7%							1,1	

18/18 California 65 • 21-8, 13-5

#	Player	Total		3-Ptr		Rebounds			PF	TP	A	TO	Blk	Stl	Min
		FG	FGA	FG	FGA	FT	FTA	Off							
21	Gray, Reshanda	f	5-6	0-0	6-9	3	13	16	2	16	2	1	0	0	38
40	Hartman, Justine	f	2-6	0-0	0-0	1	3	4	1	4	0	1	0	0	17
02	Jemerigbe, Afure	g	8-18	5-11	3-4	3	2	5	3	24	6	1	1	1	40
10	Jefflo, Mercedes	g	3-11	1-5	0-3	0	7	7	3	7	3	4	0	4	37
30	Lyles, Mikayla	g	1-5	1-5	0-0	1	1	2	0	3	1	2	0	1	16
23	Shine, Brittany	g	1-3	1-2	0-0	0	1	1	3	3	0	0	0	0	12
24	Range, Courtney	g	2-9	1-4	1-5	4	4	8	2	6	1	1	0	0	24
25	Brandon, Gennifer	g	1-8	0-0	0-0	3	2	5	0	2	0	3	0	0	16
Team						0	1	1							
Totals			23-66	9-27	10-21	15	34	49	14	65	13	13	1	6	200
FG % 1st Half: 12-38		31.6%	2nd half: 11-28		39.3%	Game: 23-66		34.8%							Deadball Rebounds
3FG % 1st Half: 5-18		27.8%	2nd half: 4-9		44.4%	Game: 9-27		33.3%							
FT % 1st Half: 3-6		50.0%	2nd half: 7-15		46.7%	Game: 10-21		47.6%							

Officials: Brenda Pantoja, Karen Lasuik, Shelley Russi
Technical fouls: Washington-None. 18/18 California-None.
Attendance: 3900

Score by periods	1st	2nd	Total
Washington	36	34	70
18/18 California	32	33	65

Last FG - WASH 2nd-01:31, CAL 2nd-00:26.
Largest lead - WASH by 10 2nd-13:58, CAL by 6 1st-17:42.

Points	In	Off	2nd	Fast	Bench
Paint	T/O	Chance	Break		
WASH	26	11	4	6	2
CAL	22	5	16	2	11

Score tied - 2 times.
Lead changed - 1 time.

GAME 31: Washington State 91, California 83

March 7, 2014 - Seattle, WA

California cooled down in the second half while Washington State remained hot as the seventh-seeded Cougars knocked second-seeded Cal out of the Pac-12 Tournament with a 91-83 win. **Reshanda Gray** led the Bears with 26 points and six rebounds.

03/07/14 6:00 p.m. at Seattle, Wash. - KeyArena

#7 Washington State 91 • 17-15

#	Player		Total		3-Ptr		Rebounds									
			FG-FA	FG-FA	FT-FTA	Off	Def	Tot	PF	TP	A	TO	Blk	Stl	Min	
22	Romberg, Sage	f	6-8	3-5	1-2	2	3	5	3	16	0	1	0	0	23	
23	Dheensaw, Shalie	f	4-9	0-0	0-2	1	4	5	4	8	1	1	1	0	28	
03	Gaideira, Lia	g	6-12	3-6	13-16	2	5	7	3	28	2	0	0	3	32	
05	Presley, Tia	g	8-17	1-3	2-2	0	5	5	4	19	0	3	0	0	27	
11	Awa, Dawnielle	q	0-2	0-0	1-4	0	0	0	2	1	4	4	0	0	32	
10	Williamson, Alexas	g	0-0	0-0	0-0	1	1	2	2	0	2	0	0	0	8	
12	Edmondson, Taylor	g	2-7	2-3	1-2	0	1	1	1	7	0	1	0	1	20	
24	Thomas, Brandi	g	0-1	0-0	0-0	0	0	0	0	0	0	0	0	0	1	
34	Cooks, Mariah	g	5-8	0-1	2-3	3	2	5	3	12	0	0	0	0	17	
42	Potter, Hana	g	0-2	0-0	0-0	1	2	3	2	0	2	0	0	0	12	
Team						4	2	6								
Totals			31-66	9-18	20-31	14	25	39	24	91	11	10	1	4	200	
FG % 1st Half: 16-33			48.5%	2nd half: 15-33		45.5%	Game: 31-66		47.0%					Deadball		
3FG % 1st Half: 3-7			42.9%	2nd half: 6-11		54.5%	Game: 9-18		50.0%					Rebounds		
FT % 1st Half: 10-13			76.9%	2nd half: 10-18		55.6%	Game: 20-31		64.5%							

#2 California 83 • 21-9

#	Player		Total	3-Ptr	Rebounds											
			FG-FGA	FG-FGA	FT-FTA	Off	Def	Tot	PF	TP	A	TO	Blk	Stl	Min	
21	Gray, Reshanda	f	9-15	0-0	8-10	5	1	6	4	26	1	2	3	0	34	
40	Hartman, Justine	f	1-1	0-0	0-0	2	1	3	2	2	1	0	0	0	10	
02	Jemerigbe, Afure	q	4-14	0-3	8-8	3	4	7	3	16	5	3	0	2	39	
15	Boyd, Brittany	g	4-13	1-3	0-0	1	4	5	5	9	4	3	1	1	32	
30	Lyles, Mikayla	g	0-4	0-3	0-0	1	3	4	1	0	0	0	0	0	11	
10	Jefflo, Mercedes	g	1-5	0-2	1-2	0	5	5	3	3	4	3	1	1	24	
23	Shine, Brittany	g	0-0	0-0	0-0	0	0	0	0	0	0	0	0	0	1	
24	Range, Courtney	g	3-7	1-2	0-2	1	5	6	3	7	0	0	0	0	25	
25	Brandon, Gennifer	g	7-12	0-0	6-8	3	7	10	3	20	0	2	0	0	24	
	Team					2	0	2								
Totals			29-71	2-13	23-30	18	30	48	24	83	15	13	7	4	200	
FG % 1st Half: 17-36			47.2%	2nd half: 12-35			34.3%	Game: 29-71			40.8%					Deadball
3FG % 1st Half: 2-6			33.3%	2nd half: 0-7			0.0%	Game: 2-13			15.4%					Rebounds
FT % 1st Half: 8-9			88.9%	2nd half: 15-21			71.4%	Game: 23-30			76.7%					

Officials: Melissa Barlow, Robert Scofield, Cheryl Flores
Technical fouls: #7 Washington State-None. #2 California-None.
Attendance: 3900

Score by periods	1st	2nd	Total
#7 Washington State	45	46	91
#2 California	44	39	83

Last FG - WSU 2nd-01:25, CAL 2nd-00:48.
Largest lead - WSU by 15 2nd-08:23, CAL by 5 1st-03:50.

Points	In	Off	2nd	Fast	Bench
Paint	T/O	Chance	Break		
WSU	48	7	26	10	19
CAL	40	12	16	0	30

Score tied - 9 times.
Lead changed - 6 times.

GAME 31: TBD

TBD

GAME 32: TBD

TBD

CALIFORNIA 1,000 POINT CLUB



**COLLEEN
GALLOWAY**
2,320 points
(18.4 avg)
1978-81



**ASHLEY
WALKER**
2,142
(16.5 avg)
2006-09



**ALEXIS
GRAY-LAWSON**
1,982 points
(13.9 avg)
2006-10



**LAYSHIA
CLARENDON**
1,821 points
(12.5 avg)
2009-13



**JENNIFER
BENNETT**
1,766 points
(15.0 avg)
1984-87



**CYNTHIA
COOKE**
1,641 points
(13.6 avg)
1982-85



**TERESA
PALMISANO**
1,610 points
(14.5 avg)
1988-91



**DEVANEI
HAMPTON**
1,588 points
(13.7 avg)
2006-09



**KAREN
SMITH**
1,559 points
(12.0 avg)
1981-84



**TRISHA
STAFFORD**
1,530 points
(15.3 avg)
1989-92



**KESHA
MARTIN**
1,368 points
(11.7 avg)
1989-93



**JACKIE
LEAR**
1,221 points
(14.7 avg)
1993-95



**BRITTANY
BOYD**
1,216 points
(12.3 avg)
2011-Pres.



**AMANDA
RAY**
1,172 points
(10.4 avg)
1985-88



**RESHANDA
GRAY**
1,167 points
(11.8 avg)
2011-Pres.



**GENNIFER
BRANDON**
1,155 points
(9.2 avg)
2009-Pres.



**JENNIE
LEANDER**
1,144 points
(10.5 avg)
1996-99



**TALIA
CALDWELL**
1,138 points
(8.0 avg)
2009-13




**LEIGH
GREGORY**
1,136 points
(10.2 avg)
2002-05



**HELI
TOIKKA**
1,102 points
(9.6 avg)
1983-86



**COURTNEY
JOHNSON**
1,077 points
(10.1 avg)
1998-01



**LAURA
BAKER**
1,072 points
(9.7 avg)
1988-91



**PATRYCJA
CZEPIC**
1,059 points
(13.1 avg)
1995-97



**PAIGE
BOWIE**
1,043 points
(10.4 avg)
1997-00



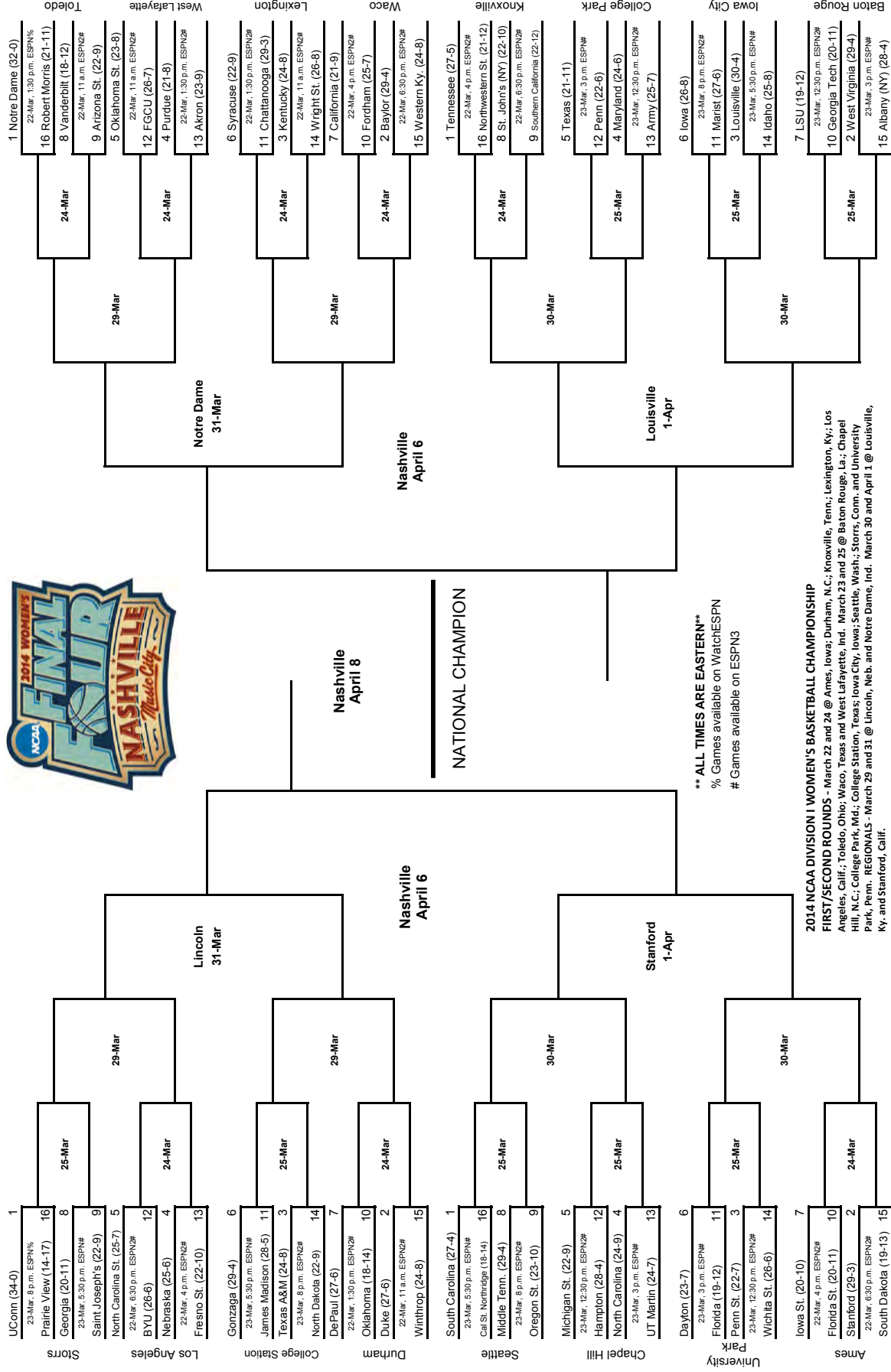
**NATAHSA
VITAL**
1,029 points
(7.5 avg)
2007-10



**CHRIS
SELLIN**
1,008 points
(10.5 avg)
1979-82



2014 NCAA Division I Women's BASKETBALL CHAMPIONSHIP



© 2014 National Collegiate Athletic Association. No commercial use without the NCAA's written permission.
The NCAA opposes all forms of sports wagering. This bracket should not be used for sweepstakes, contests, office pools or other gambling activities.
NCAA and Women's Final Four are trademarks of the National Collegiate Athletic Association.